

TO: BOARD OF DIRECTORS

FROM: MICHAEL S. LEBRUN *MSL*
GENERAL MANAGER

DATE: OCTOBER 23, 2015

AGENDA ITEM

F

OCTOBER 28, 2015

GENERAL MANAGER'S REPORT

ITEM

Standing report to your Honorable Board -- *Period covered by this report is October 9, 2015 through October 23, 2015.*

DISTRICT BUSINESS

Administrative

- On July 2, 2015, supplemental water deliveries from the City of Santa Maria commenced via the Nipomo-Santa Maria Intertie pipeline. Since deliveries began, approximately 200 acre-feet (65 million gallons) of supplemental water has been delivered into the District's water system directly offsetting groundwater pumping.
- On May 20th, the Nipomo Mesa Management Area (NMMA) Technical Group reported the Spring 2015 Key Wells Index is in Severe Shortage conditions. As a result, NMMA public water purveyors (NCSD, Golden State WC, and Woodlands Mutual WC) are required to reduce groundwater production by 30%.
- On May 21st, the District enacted Stage III Shortage conditions and ceased accepting application for new water service.
- Water production in September 2015 was **28% lower** than in September 2013, meeting the State mandated conservation goal of 28%. Groundwater production in September 2015 was **42% lower** than the average for September 2009-2013. See production summary attached to this report.
- September marked the end of the District's five month "Brown is the New Green" water conservation campaign. The outreach and education program was created and carried out by Public Information Director, Jessica Matson. Program expenditures, not including staff time, were approximately \$17,500. Cumulative water conservation during the period, compared to 2013 water use for the same period, exceed the District's 30% goal. A summary of the campaign is attached to this report.
- The District encourages residents to provide reports of any observed water waste. Staff follows up each report with phone calls and written notice to customers when warranted. During September 2015, staff responded to 1 report of water waste.
- In September, staff proactively hung 23 door hangers on accounts where the billing meter read showed irregularly high water usage.
- During September, there were no leak adjustments.
- On July 1st, the District's updated miscellaneous fee schedule became effective. The number of late notices and 48-hour shut off notices processed each billing cycle continues to show a marked decline.
- On October 15, the District issued a Notice of Violation – Third Notice – to Willow Market for discharge of waste with excessive odor and floatable grease. The Notice was hand-

delivered to the Market's manager on October 16. A copy of the Notice is attached to this report.

Safety Program

- A minor, no injury, vehicle accident occurred at the Southland Wastewater treatment facility. Vehicle tracking shows neither speed nor acceleration were factors. The staff person involved will be required to complete a 4-hour driver refresher course.

Public Outreach

- The following Public Outreach Program materials are attached:
 - A summary of recent outreach and education activities
 - District related outreach, advertising and news coverage
 - Press release log
 - Social media traffic summary and Website Statistics

Other Items and News of Interest

The following are included as attachments to this Report:

- October 27, 2015, San Luis Obispo County Board of Supervisors Meeting Agenda
- LA Department of Water and Power and other agencies raising rates due to drought – LA Daily News, October 20, 2015

Supplemental Water Capacity Accounting

The District is not currently accepting applications for new water service. No change from the previous report.

| | |
|--|------------------|
| Supplemental Water Available for Allocation | 500 AFY |
| Supplemental Water Reserved (Will Serve Letter Issued) | -5.8 AFY |
| Subtotal Net Supplemental Water Available for Allocation | 494.2 AFY |
| Supplemental Water Assigned (Intent-to-Serve Issued) | -206.3 AFY |
| Total Remaining Supplemental Water Available for Allocation | 287.9 AFY |

NOTE: 206.3 AFY of water reservations represents approximately \$3.2 million in potential Supplemental Water Capacity Charges.

Fire Hydrant Metered Use

Fire Hydrant Sales were suspended at the end of May with the exception of construction water for the supplemental water project and limited street sweeping.

In September, 7 units of water were sold from the common hydrant for street sweeping.

Connection Report

END OF MONTH REPORT

| JAN-15 | FEB-15 | MAR-15 | APR-15 | MAY-15 | JUN-15 | JUL-15 | AUG-15 | SEP-15 | OCT-15 | NOV-15 | DEC-15 |
|--------|--------|--------|--------|--------|--------|--------|--------|--------|--------|--------|--------|
| 4325 | 4325 | 4325 | 4325 | 4326 | 4329 | 4332 | 4332 | 4333 | | | |
| 3112 | 3112 | 3112 | 3112 | 3114 | 3118 | 3119 | 3119 | 3120 | | | |
| 13 | 34 | 13 | 21 | 15 | 17 | 11 | 24 | 18 | | | |
| 44 | 39 | 42 | 41 | 41 | 41 | 43 | 40 | 42 | | | |
| 15 | 11 | 14 | 12 | 12 | 12 | 14 | 10 | 11 | | | |
| 0 | 0 | 0 | 0 | 1 | 3 | 3 | 0 | 1 | | | |
| 0 | 0 | 0 | 0 | 2 | 4 | 1 | 0 | 1 | | | |
| | | | | | | | | | | | |
| | | | | | | | | | | | |
| 468 | 468 | 468 | 468 | 468 | 468 | 469 | 469 | 469 | | | |

Meetings

Meetings Attended (telephonically or in person):

- *October 9, Development Project Counsel*
- *October 13, Director of Engineering and Operations*
- *October 14, Regular Board Meeting*
- *October 15 and 22, Management Coordination*
- *October 16, NMMA Water Managers*
- *October 16, Willow Market Manager*
- *October 17, prospective GM applicant*
- *October 19, Board Officers*
- *October 20, prospective GM applicant*
- *October 21, Golden State Water Company Manager*
- *October 21, prospective GM applicant*
- *October 23, SLO County Chapter of CA Special Districts Association*
- *October 23, prospective GM applicant*

Meetings Scheduled:

- *October 26, Public Information Director*
- *October 26, Rate Consultant*
- *October 27, SLO County Board of Supervisors*
- *October 28, Regular Board Meeting*
- *November 2, Board Officers*
- *November 3, OCSD General Manager*
- *November 5, Management Coordination*

- Next page -

RECOMMENDATION

Staff seeks direction and input from your Honorable Board

ATTACHMENTS

- A. September Water Production
- B. Conservation Campaign Summary
- C. Willow Market Notice of Violation
- D. Education and Outreach Summary
- E. Board of Supervisors Agenda
- F. Water Rate News

October 28, 2015

ITEM F

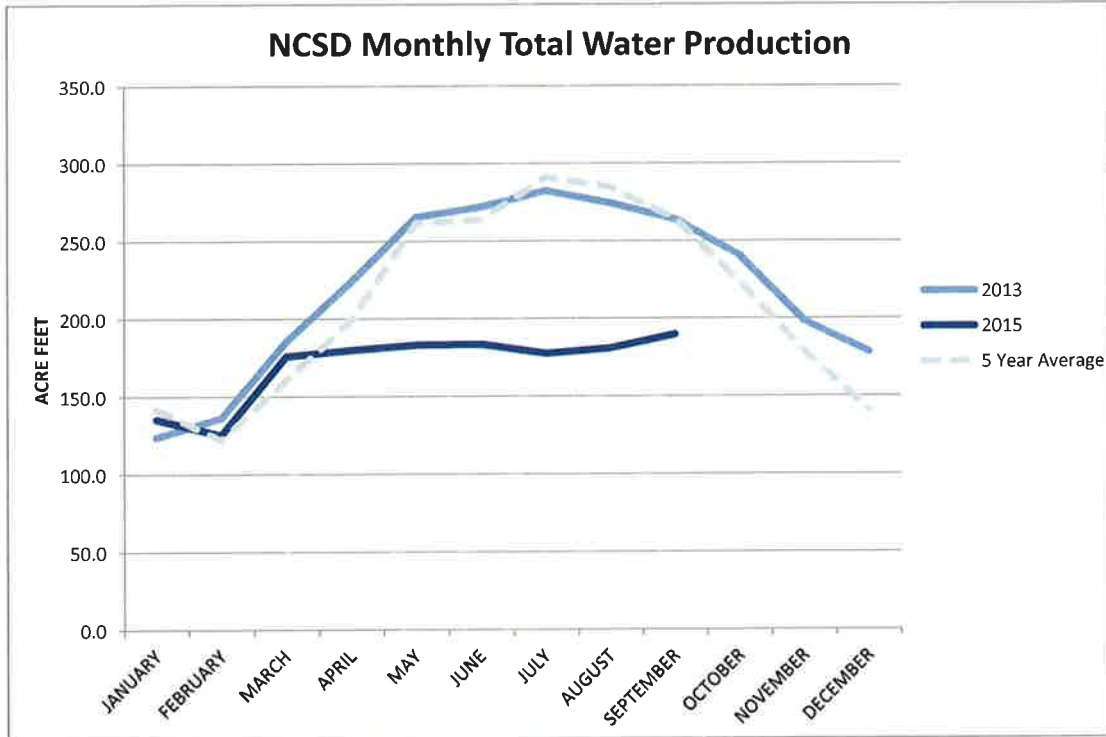
ATTACHMENT A

**NIPOMO COMMUNITY SERVICES DISTRICT
WATER PRODUCTION SUMMARY**

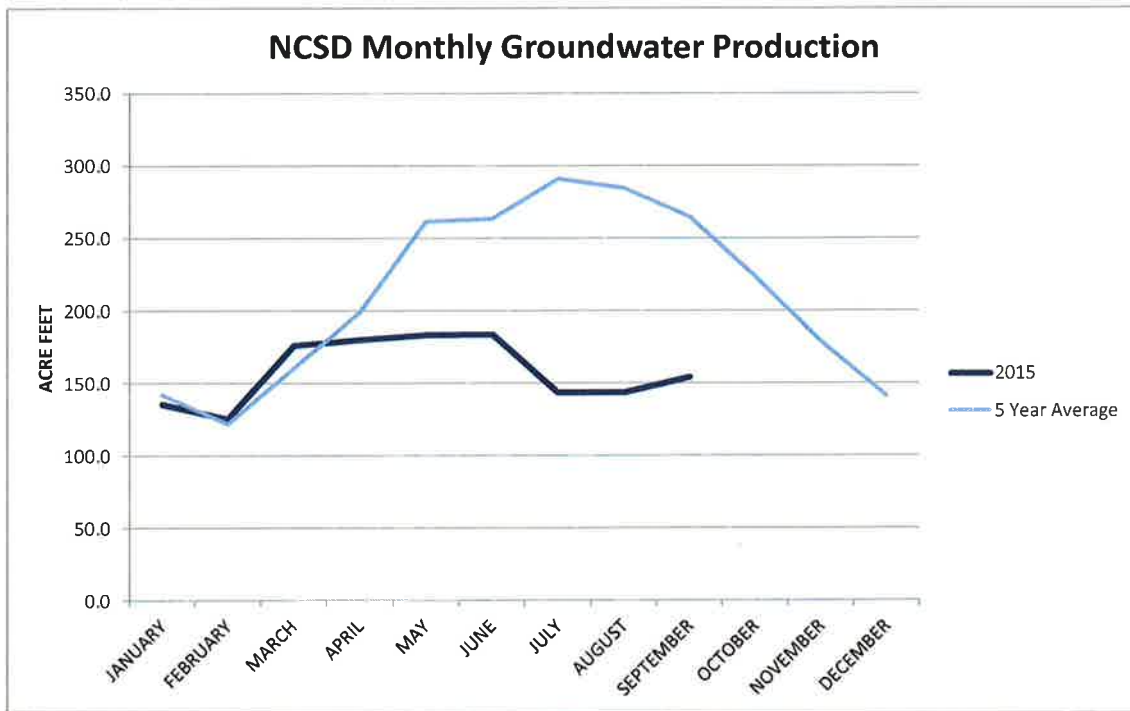
| | | | | | | | All | GW | 09-'13 | All | Jun-Feb | GW |
|-----------|--------|-------|-------|-------|-------|-------|-------|-------|--------|-----------|-----------|------------|
| | 2009 | 2010 | 2011 | 2012 | 2013 | 2014 | 2015 | 2015 | 5 Year | 15 to '13 | 15 to '13 | 15 to 5 yr |
| | AF | AF | AF | AF | AF | AF | AF | AF | Ave | % | % | % |
| JANUARY | 158.6 | 124.8 | 136.5 | 166.6 | 124.0 | 194.8 | 135.5 | 135.5 | 142.1 | 9.3% | | -4.6% |
| FEBRUARY | 105.5 | 82.9 | 132.5 | 152.7 | 136.3 | 126.1 | 125.5 | 125.5 | 122.0 | -8.0% | | 2.8% |
| MARCH | 167.0 | 153.6 | 130.2 | 165.6 | 185.5 | 148.6 | 176.1 | 176.1 | 160.4 | -5.1% | | 9.8% |
| APRIL | 236.3 | 168.8 | 211.4 | 154.5 | 224.0 | 176.8 | 180.0 | 180.0 | 199.0 | -19.6% | | -9.5% |
| MAY | 279.4 | 250.8 | 266.2 | 246.4 | 265.4 | 247.8 | 183.2 | 183.2 | 261.6 | -31.0% | | -30.0% |
| JUNE | 268.2 | 286.1 | 248.5 | 243.2 | 272.1 | 239.5 | 183.6 | 183.6 | 263.6 | -32.5% | -32.5% | -30.3% |
| JULY | 308.3 | 285.0 | 294.4 | 285.6 | 282.4 | 251.2 | 177.6 | 143.5 | 291.2 | -37.1% | -34.9% | -50.7% |
| AUGUST | 302.4 | 286.6 | 281.2 | 279.2 | 274.4 | 234.3 | 180.9 | 143.5 | 284.7 | -34.1% | -34.6% | -49.6% |
| SEPTEMBER | 280.6 | 274.5 | 253.7 | 250.8 | 264.0 | 220.0 | 189.9 | 154.0 | 264.7 | -28.1% | -33.0% | -41.8% |
| OCTOBER | 228.1 | 191.5 | 223.2 | 234.5 | 240.5 | 213.4 | 0.0 | 0.0 | 223.6 | 0.0% | 0.0% | 0.0% |
| NOVEMBER | 220.8 | 147.1 | 149.1 | 180.0 | 198.4 | 151.7 | 0.0 | 0.0 | 179.1 | 0.0% | 0.0% | 0.0% |
| DECEMBER | 142.0 | 114.0 | 159.9 | 112.4 | 178.5 | 105.7 | 0.0 | 0.0 | 141.4 | 0.0% | 0.0% | 0.0% |
| TOTALS | 2697.2 | 2366 | 2487 | 2472 | 2645 | 2310 | 1532 | 1425 | 2533 | | | |

Notes:

- Five year average is 2009-2013
- State reduction goal applies to all production - groundwater and supplemental
- NMMA reduction goal applies to groundwater production
- Beginning in July 2015, GW Production equals actual pumped GW + 32% of the water imported, reflecting a credit of imported water to GSWC and WMWC.



**NIPOMO COMMUNITY SERVICES DISTRICT
WATER PRODUCTION SUMMARY**



| Groundwater Only | | | | | | | | | | | |
|------------------|--------|-------|-------|-------|-------|-------|-------|--|--------|--------|----------|
| | 2009 | 2010 | 2011 | 2012 | 2013 | 2014 | 2015 | | 5 Year | 5 yr | 2015 Cum |
| | AF | AF | AF | AF | AF | AF | AF | | Ave | Cum | Savings |
| JANUARY | 158.6 | 124.8 | 136.5 | 166.6 | 124.0 | 194.8 | 135.5 | | 142.1 | 142.1 | -4.6% |
| FEBRUARY | 105.5 | 82.9 | 132.5 | 152.7 | 136.3 | 126.1 | 125.5 | | 122.0 | 264.1 | -1.2% |
| MARCH | 167.0 | 153.6 | 130.2 | 165.6 | 185.5 | 148.6 | 176.1 | | 160.4 | 424.5 | 3.0% |
| APRIL | 236.3 | 168.8 | 211.4 | 154.5 | 224.0 | 176.8 | 180.0 | | 199.0 | 623.5 | -1.0% |
| MAY | 279.4 | 250.8 | 266.2 | 246.4 | 265.4 | 247.8 | 183.2 | | 261.6 | 885.1 | -9.6% |
| JUNE | 268.2 | 286.1 | 248.5 | 243.2 | 272.1 | 239.5 | 183.6 | | 263.6 | 1148.7 | -14.3% |
| JULY | 308.3 | 285.0 | 294.4 | 285.6 | 282.4 | 251.2 | 143.5 | | 291.2 | 1439.9 | -21.7% |
| AUGUST | 302.4 | 286.6 | 281.2 | 279.2 | 274.4 | 234.3 | 143.5 | | 284.7 | 1724.6 | -26.3% |
| SEPTEMBER | 280.6 | 274.5 | 253.7 | 250.8 | 264.0 | 220.0 | 154.0 | | 264.7 | 1989.4 | -28.4% |
| OCTOBER | 228.1 | 191.5 | 223.2 | 234.5 | 240.5 | 213.4 | 0.0 | | 223.6 | 2212.9 | 0.0% |
| NOVEMBER | 220.8 | 147.1 | 149.1 | 180.0 | 198.4 | 151.7 | 0.0 | | 179.1 | 2392.0 | 0.0% |
| DECEMBER | 142.0 | 114.0 | 159.9 | 112.4 | 178.5 | 105.7 | 0.0 | | 141.4 | 2533.4 | 0.0% |
| TOTALS | 2697.2 | 2366 | 2487 | 2472 | 2645 | 2310 | 1532 | | 2533 | | |

Notes:

- Five year average is 2009-2013
- State reduction goal applies to all production - groundwater and supplemental
- NMMA reduction goal applies to groundwater production
- Beginning in July 2015, GW Production equals actual pumped GW + 32% of the water imported, reflecting a credit of imported water to GSWC and WMWC.

October 28, 2015

ITEM F

ATTACHMENT B

Brown is the New Green Campaign Summary

May - September, 2015

| Activity | Description | Run Date(s) | Completed | Reach | Total Cost |
|--|---|--|--|---------------------|------------|
| Online | | | | | |
| Twitter Posts | Schedule to post conservation tips every other day | Ongoing | 36 conservation specific posts; 4,759 impressions | May - Sept: 4,759 | \$0 |
| Facebook Posts | Schedule to post conservation tips every other day | Ongoing | 36 conservation specific posts; apx 2,000 impressions | May - Sept: ~ 2,000 | \$0 |
| Email | | | | | |
| E-newsletter | E-newsletter every 4 weeks with water supply updates, conservation tips and the most newsworthy items | 6/12/2015 7/10/2015 8/14/2015 9/11/2015 | 7/10/2015; 267 subscriptions 8/18/2015; 269 subscriptions 9/17/2015; 272 subscriptions | Jul - Sept: 808 | \$0 |
| Media - Print & TV | | | | | |
| Conservation Ad 1 - Ought to be a Law | 1/4 page color ad | 5/15/2015 6/26/2015 8/7/2015 9/18/2015 | 5/15/2015; Adobe 8/7/2015; Adobe 9/18/2015; Adobe | 28,800 | \$1,170 |
| Conservation Ad 2 - Lawn Drinking Problem | 1/4 page color ad | 5/22/2015 7/3/2015 8/14/2015 9/25/2015 | 5/22/2015; Adobe 7/3/2015; Adobe 8/14/2015; Adobe 9/25/2015; Adobe | 38,400 | \$1,560 |
| Conservation Ad 3 - Brown is the New Green | 1/4 page color ad | 5/29/2015 7/10/2015 8/21/2015 | 5/29/2015; Adobe 7/10/2015; Adobe 8/21/2015; Adobe | 28,800 | \$1,170 |
| Conservation Ad 4 - Time for a Change | 1/4 page color ad | 6/5/2015 7/17/2015 8/28/2015 | 6/5/2015; Adobe 7/17/2015; Adobe 8/28/2015; Adobe | 28,800 | \$1,170 |
| Conservation Ad 5 - Dry Cleaning 2015 | 1/4 page color ad | 6/12/2015 7/24/2015 9/4/2015 | 6/12/2015; Adobe 7/24/2015; Adobe 9/4/2015; Adobe | 28,800 | \$1,170 |

Brown is the New Green Campaign Summary
May - September, 2015

| Activity | Description | Run Date(s) | Completed | Reach | Total Cost |
|---|--|---|---|-------------------|-------------------|
| Conservation Ad 6 - Evolution of Lawns | 1/4 page color ad | 6/19/2015 7/31/2015 9/11/2015 | 6/26/2015; Adobe 7/31/2015; Adobe 9/11/2015; Adobe | 28,800 | \$1,170 |
| Commercials | Regional commercial - (78) 30-second spots | 26 spots/month, Jun-Aug | Did not complete based on cost/benefit analysis | ***** | N/A |
| Manager's Column | Article - blog format with conservation message, max 400 words | 5/29/2015 6/26/2015 7/31/2015 8/28/2015 9/25/2015 | 5/29/2015; Groundwater 6/26/2015; Run out of water? 7/31/2015; Conservation up 8/28/2015; Keep conserving 9/25/2015; Wastewater | 48,000 | \$0 |
| Direct Mail | | | | | |
| 30% Reduction Bill Stuffer | Bill stuffer for Jun/Jul bills with tips on how to reduce 30% | 6/10/15 - 7/10/15 | 5/26/2015; "Brown is the New Green" in Jun/Jul Bills | Jun - Jul: 4,770 | \$536 |
| Update Bill Stuffer | Bill stuffer for Aug/Sep bills with update on conservation efforts | 8/10/15 - 9/10/15 | 6/30/2015; "Time for a New Look"/SW Rates insert in Jul/Aug Bills | Jul - Aug: 4,770 | \$526 |
| Newsletter | District newsletter mailed to residents and distributed in the community | 5/15/2015 8/14/2015 | 5/4/2015; "Historic Project Nears Completion;" 5,240 mailed 8/18/2015; "Supplemental Water is Here!"; 5,250 mailed | May - Aug: 10,490 | \$2,391 |
| CCR | Water Quality report with conservation message | 6/5/2015 | 6/19/2015; 5,239 mailed | 5,239 | \$2,681 |
| Letter | Targeted mailer to residential high users with tips, etc. | End of May, June, July, August | Residential 6/29/2015 Commercial 6/25/2015 | 300 11 | \$152 |

**Brown is the New Green Campaign Summary
May - September, 2015**

| Activity | Description | Run Date(s) | Completed | Reach | Total Cost |
|--|--|--|---|--|------------|
| Chamber Newsletter | Conservation ad in the monthly Newsletter, tips in weekly updates distributed by the Chamber | May, June, July, August, September | 5/28/2015, 6/27/2015; 7/30/2015; 8/21/2015; 10/2/2015 | May - Sept: ~ 2,500 | \$300 |
| Community | | | | | |
| Banner 1 - Ought to be a Law | 3'x8' vinyl banner with conservation message | 6/15/15 - 7/15/14 8/16/15 - 9/15/15 7/16/15 - 8/15/15 9/16/15 - 9/30/15 | 6/19/2015 - 9/30/2015 | Varies based on traffic | \$0 |
| Banner 2 - Brown is the New Green | 3'x8' vinyl banner with conservation message | 6/15/15 - 7/15/15 9/16/15 - 9/30/15 8/16/15 - 9/15/14 | 6/19/2015 - 9/30/2015 | Varies based on traffic | \$65 |
| Banner 3 - Lawn Drinking Problem | 3'x8' vinyl banner with conservation message | 7/16/15 - 8/15/15 9/16/15 - 9/30/15 8/16/15 - 9/15/15 | 6/19/2015 - 9/30/2015 | Varies based on traffic | \$0 |
| Banner 4 - Time for a Change | 3'x8' vinyl banner with conservation message | 7/16/15 - 8/15/15 9/16/15 - 9/30/15 8/16/15 - 9/15/15 | 6/19/2015 - 9/30/2015 | Varies based on traffic | \$65 |
| Posters | Conservation ad/posters in high visibility locations in the community | Jun-Sept | 6/4/2015; Native Gardens, Chamber of Commerce | Varies | \$34 |
| Workshops | Waterwise landscaping workshops | July, Sept | 4/28/2015 at Blacklake; none completed in summer | 60+ in attendance | \$0 |
| Public Info Session | Public information session discussing supplemental water and conservation | June 23rd | 6/23/2015 | 3 PM Blacklake: ~ 40 6:30 PM NCSD: ~ 10 | \$561 |

Brown is the New Green Campaign Summary

May - September, 2015

| Activity | Description | Run Date(s) | Completed | Reach | Total Cost |
|------------------------|---|-----------------------|---|---------------------------|------------|
| Promotions | | | | | |
| Conservation Giveaways | Giveaways such as toilet tabs, shower heads, shower timers, mirror vinyls, etc. | Jun-Sep | 6/29/2015; purchased | N/A | \$790 |
| Press Release | Press Release announcing campaign and conservation items for District customers; Update on conservation | 6/8/2015 8/10/2015 | 6/8/2015; "Brown is the New Green: 30% Reduction is a Must" | N/A; sent to news outlets | \$0 |
| Lawn Signs | Conservation signs for customers who have converted lawns | Jul-Sept | Not completed | ----- | ----- |
| Education | | | | | |
| Education in Schools | Conservation Education in Nipomo elementary schools through Science Discovery | Beginning in Sept | 8/10/2015; proposal 9/30/2015; water bottles | In progress | \$2,045 |
| Video Contest | Conservation video contest for high school students focusing on landscape conservation | Early Sept | The District will not be hosting a video contest this fall. | ----- | ----- |

| | May | June | July | August | September | TOTAL REACH | TOTAL COST |
|--------------------------------|-------|-------|-------|--------|-----------|-------------|------------|
| State Water Use Reduction Goal | - | 28% | 28% | 28% | 28% | Apx 59,157 | \$17,556 |
| Water Use Reduction | 31.0% | 32.5% | 37.1% | 34.1% | 28.1% | | |

October 28, 2015

ITEM F

ATTACHMENT C

NIPOMO COMMUNITY

BOARD MEMBERS

CRAIG ARMSTRONG, PRESIDENT
DAN GADDIS, VICE PRESIDENT
BOB BLAIR, DIRECTOR
ED EBY, DIRECTOR
DAN WOODSON, DIRECTOR



SERVICES DISTRICT

STAFF

MICHAEL S. LEBRUN, GENERAL MANAGER
LISA BOGNUDA, FINANCE DIRECTOR
PETER SEVCIK, P.E., DIRECTOR OF ENG. & OPS.
MICHAEL W. SEITZ, GENERAL COUNSEL

Celebrating 50 Years of Service to the Community, 1965 - 2015

148 SOUTH WILSON STREET POST OFFICE BOX 326 NIPOMO, CA 93444 - 0326
(805) 929-1133 FAX (805) 929-1932 Website address: ncsd.ca.gov

October 15, 2015

CERTIFIED RETURN RECEIPT

Vernon Smith
Willow Market
P.O. Box 1433
Nipomo, CA 93444

Dear Mr. Smith:

**SUBJECT: WILLOW MARKET, 1050 WILLOW ROAD, NIPOMO
NOTICE OF VIOLATION – THIRD NOTICE**

In July 2015, the District issued your property a second Notice of Violation for discharging especially noxious wastewater into our collection system. While your August 15, 2015 letter indicated that you were addressing the problem, a subsequent inspection on September 28, 2015 once again revealed evidence that the grease interceptor was overflowing from excessive grease load from the market or otherwise improperly operating resulting in excessive grease discharge into the District's sewer collection system. In addition, during our September inspection, the private on-site sewer lift station was found to be completely clogged with grease.

It is a violation of District Code 4.08.130 to discharge waste into the District's system that creates a public nuisance (excessive odor) or to discharge waste that has floatable grease. Violation of District Code(s) is punishable by fines and/or immediate termination of District services. The seriousness of this situation cannot be overstated.

Based on the on-going violations resulting in the discharge of grease into the District's sewer system, the District requires you to take the minimum following actions to abate these violations:

1. Pump grease interceptor and clean on-site lift station every 30 days
2. Modify on-site pump station controls so that pumps operate frequently enough to prevent septic sewage conditions
3. Clean the force main between the on-site lift station and the discharge manhole as well as CCTV to prove that it is clean

District staff shall be present to witness the implementation of the required actions listed above. Please contact Wastewater Supervisor Russ Newman at least two business days prior to the scheduled activity. Mr. Newman can be reached at 805-929-1133.

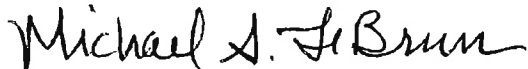
By October 30, 2015, you shall submit a written report to the District that documents the actions taken, or planned, to address these violations. The report must include a pumping schedule for the next three months as well as a schedule for completing all other required actions.

Furthermore, you are required to make available copies of all FOG maintenance records (grease pumping, on-site pump station cleaning and maintenance, etc.) to our inspectors at all times during normal business hours. Lack of record keeping continues to be a compliance issue. Please insure complete records are available the next time we inspect your facilities.

If your report is not received by October 30, 2015, and/or the illegal discharge(s) continue, a hearing will be scheduled where the District's Board of Directors will consider immediate termination of services, both water and sewer, to your property.

Sincerely,

NIPOMO COMMUNITY SERVICES DISTRICT



Michael S. LeBrun
General Manager

Enclosures: July, 2015 Notice of Violation

ec/with enclosure: Shipsey and Seitz, District Legal Counsel

October 28, 2015

ITEM F

ATTACHMENT D

**NCSO Outreach Summary
October 2015**

| Date Started | Outreach | Description | Status | Date Completed |
|---------------------|----------------------|--|---------------|-----------------------|
| 9/21/2015 | Ad | Conservation ad in 9/25 Adobe | Complete | 9/21/2015 |
| 9/23/2015 | Handout | One-sheet FAQ handout on taste and odor in water | Complete | 9/28/2015 |
| 9/28/2015 | Chamber Email Blast | Conservation Tip for Chamber of Commerce weekly email update | Complete | 9/28/2015 |
| 9/28/2015 | Ad | Conservation ad in 10/2 Adobe | Complete | 9/28/2015 |
| 7/9/2015 | Bill Insert | Bill insert for solid Waste discount in Oct/Nov trash bills | Complete | 9/30/2015 |
| 9/1/2015 | Recruitment Brochure | Recruitment brochure for General Manager | Complete | 10/1/2015 |
| 10/1/2015 | Press Release | NCSO Customers Are Receiving a 50% Discount on Solid Waste Bill – Again! | Complete | 10/2/2015 |
| 10/2/2015 | Ad | General Manager recruitment ad in Santa Maria Times | Complete | 10/2/2015 |
| 10/2/2015 | Ad | General Manager recruitment ad in Tribune | Complete | 10/2/2015 |
| 10/2/2015 | Ad | General Manager recruitment ad in Santa Barbara News Press | Complete | 10/2/2015 |
| 10/2/2015 | Ad | General Manager recruitment ad on Craigslist | Complete | 10/2/2015 |
| 10/2/2015 | Ad | General Manager recruitment ad in Water District Jobs | Complete | 10/2/2015 |
| 10/1/2015 | Press Release | NCSO Director of Engineering & Operations Receives Prestigious Award | Complete | 10/5/2015 |
| 10/5/2015 | Chamber Newsletter | Conservation ad for Chamber of Commerce Octoberr newsletter | Complete | 10/5/2015 |
| 10/5/2015 | Chamber Email Blast | Conservation Tip for Chamber of Commerce weekly email update | Complete | 10/5/2015 |
| 10/5/2015 | Ad | General Manager recruitment ad on CSDA website | Complete | 10/5/2015 |
| 10/5/2015 | Ad | General Manager recruitment ad on Careers in Government website | Complete | 10/5/2015 |
| 10/5/2015 | Ad | General Manager recruitment ad on Western City-League of California Cities website | Complete | 10/5/2015 |
| 10/5/2015 | Ad | General Manager recruitment ad on Brown & Caldwell website | Complete | 10/5/2015 |

**NCSO Outreach Summary
October 2015**

| Date Started | Outreach | Description | Status | Date Completed |
|---------------------|------------------------|--|-------------------|-----------------------|
| 10/5/2015 | Recruitment | Mailed recruitment packets for General Manager position | Complete | 10/5/2015 |
| 10/5/2015 | Recruitment | Emailed recruitment brochure to SLO County and Santa Barbara County LAFCO agencies | Complete | 10/5/2015 |
| 10/6/2015 | Ad | General Manager recruitment ad in Bakersfield Californian | Complete | 10/6/2015 |
| 9/30/2015 | Conservation Education | Purchase of water bottles for students in Science Discovery classes | Complete | 10/7/2015 |
| 10/2/2015 | Ad | General Manager recruitment ad in Jobs Available | Complete | 10/7/2015 |
| 10/7/2015 | Ad | General Manager recruitment ad on AWWA website | Complete | 10/7/2015 |
| 9/25/2015 | Social Media | Content posting | Complete; Ongoing | 10/8/2015 |
| 9/25/2015 | Website Updates | Home page; minutes; packets; chloramine info page; press releases; 218 Notice; community events; etc | Complete; Ongoing | 10/8/2015 |
| 8/10/2015 | Community Outreach | Preparation for District participation in Nipomo Octoberfest 10/10/15 | Complete | 10/10/2015 |
| 10/1/2015 | 218 Notice | Notice in Legal Section of newspapers for 11/12 Public Hearing | Complete | 10/12/2015 |
| 10/12/2015 | Ad | Conservation ad in 10/16 Adobe | Complete | 10/12/2015 |
| 10/12/2015 | Chamber Email Blast | Conservation Tip for Chamber of Commerce weekly email update | Complete | 10/12/2015 |
| 10/1/2015 | Financial Report | Cover for 2014-2015 Financial Report | Complete | 10/13/2015 |
| 10/9/2015 | Brown is the New Green | Campaign Effectiveness Summary, May - September | Complete | 10/13/2015 |
| 10/15/2015 | District E-Newsletter | October E-Newsletter regarding District news | Complete | 10/19/2015 |
| 10/9/2015 | Social Media | Content posting | Complete; Ongoing | 10/22/2015 |
| 10/9/2015 | Website Updates | Home page; minutes; packets; photos; reports; etc | Complete; Ongoing | 10/22/2015 |
| 10/22/2015 | Manager's Column | Article for Manager's Column in Adobe Press, pub date 10/30 | In Progress | |

Nipomo Octoberfest 2015



**NOTICE OF PUBLIC HEARING
NIPOMO COMMUNITY SERVICES DISTRICT
ADOPTION OF TOWN SEWER RATES
NOVEMBER 12, 2015 AT 9:00 A.M. AT THE
NIPOMO COMMUNITY SERVICES DISTRICT BOARD ROOM**

On November 12, 2015, at 9:00 a.m. at 148 South Wilson, Nipomo, California, the Nipomo Community Services District ("District") Board of Directors will hold a public hearing to consider approval and adoption of proposed Town Sewer Rates.

At the public hearing the Nipomo Community Services District Board of Directors will consider all public comment in support and in opposition of the Sewer Rate Increase and whether or not a Majority Protest exists. If approved, the Sewer Rate Increase would become effective January 1, 2016.

The proposed Town Sewer Division rate increase is needed to ensure that the District has sufficient revenues to fund operating and capital needs and provide appropriate levels of operating, capital, and emergency reserves. The Town Sewer Division has not had a sewer rate increase in over 5 years.

A major reason for rates being raised is that the annual bond payments due on the debt used to finance the sewer plant (approximately \$520,000 per year) will have to be made from current revenues once the sinking fund currently being used to make those payments is depleted. The sinking fund will be depleted in approximately 18 months.

The cost of providing sewer service to customers varies based on the volume and strength characteristics of sewage generated by each customer classification (single-family, multi-family, and commercial). A cost of service analysis was performed to ensure that the proposed rate increases fairly reflect the costs of providing service to customers within each classification.

The proposed Town Sewer rate change does not affect the District's current water rates. Current water rate schedules can be found on the District's website (www.ncsd.ca.gov). The proposed Town Sewer Rate Increase is as follows:

| Description | Current | FY 2015-16 | FY2016-17 | FY2017-18 | FY 2018-19 | FY 2019-20 |
|---|------------|------------|------------|------------|------------|------------|
| Residential Fixed Charges | | | | | | |
| Single Family | \$88.32 | \$88.93 | \$91.77 | \$94.71 | \$97.74 | \$100.87 |
| Multi-Family | \$67.33 | \$74.18 | \$76.55 | \$79.00 | \$81.53 | \$84.14 |
| Non-Residential Meter Charges | | | | | | |
| Up to 1 inch | \$34.07 | \$35.12 | \$36.24 | \$37.40 | \$38.60 | \$39.83 |
| 1.5 | \$98.59 | \$101.94 | \$105.20 | \$108.57 | \$112.04 | \$115.03 |
| 2 | \$156.66 | \$162.08 | \$167.26 | \$172.62 | \$178.14 | \$183.84 |
| 3 | \$292.16 | \$302.40 | \$312.08 | \$322.07 | \$332.37 | \$343.01 |
| 4 | \$485.72 | \$502.87 | \$518.96 | \$535.37 | \$552.70 | \$570.39 |
| 6 | \$969.64 | \$1,004.03 | \$1,036.16 | \$1,069.31 | \$1,103.53 | \$1,138.85 |
| 8 | \$1,550.34 | \$1,605.42 | \$1,656.80 | \$1,709.81 | \$1,764.53 | \$1,820.99 |
| Non-Residential Usage Rates (\$ per HCF) | | | | | | |
| Low Strength | \$2.89 | \$3.43 | \$3.54 | \$3.66 | \$3.77 | \$3.89 |
| Medium Strength | \$3.20 | \$3.81 | \$3.93 | \$4.06 | \$4.19 | \$4.32 |
| High Strength | \$4.14 | \$4.93 | \$5.09 | \$5.25 | \$5.42 | \$5.59 |
| Mixed Use Usage Rates (\$ per HCF) | | | | | | |
| Standard Comm. with 10% High Strength | \$3.60 | \$3.72 | \$3.83 | \$3.96 | \$4.08 | \$4.25 |
| Standard Comm. with 20% High Strength | \$3.75 | \$3.87 | \$3.99 | \$4.12 | \$4.25 | \$4.42 |
| Standard Comm. with 30% High Strength | \$3.90 | \$4.02 | \$4.15 | \$4.29 | \$4.42 | \$4.61 |
| Standard Comm. with 40% High Strength | \$4.06 | \$4.19 | \$4.32 | \$4.46 | \$4.61 | \$4.78 |
| Standard Comm. with 50% High Strength | \$4.21 | \$4.34 | \$4.48 | \$4.63 | \$4.78 | \$4.96 |
| Standard Comm. with 60% High Strength | \$4.37 | \$4.51 | \$4.65 | \$4.80 | \$4.96 | \$5.13 |
| Standard Comm. with 70% High Strength | \$4.52 | \$4.66 | \$4.81 | \$4.97 | \$5.13 | \$5.30 |
| Standard Comm. with 80% High Strength | \$4.67 | \$4.82 | \$4.97 | \$5.13 | \$5.30 | \$5.48 |
| Standard Comm. with 90% High Strength | \$4.83 | \$4.98 | \$5.14 | \$5.31 | \$5.48 | \$5.66 |

Protests against the proposed rate can be made, in writing, any time between now and the close of the November 12th hearing.

For more information, the complete "Notice of Public Hearing - Rate Increase for Town Sewer" document can be viewed on the District's website (www.ncsd.ca.gov).

October 25, 2015

2034287

Customer Ad Proof

**NOTICE OF PUBLIC HEARING
NIPOMO COMMUNITY SERVICES DISTRICT
ADOPTION OF TOWN SEWER RATES
NOVEMBER 12, 2015 AT 9:00 A.M. AT THE
NIPOMO COMMUNITY SERVICES DISTRICT BOARD ROOM**

On November 12, 2015, at 9:00 a.m. at 148 South Wilson, Nipomo, California, the Nipomo Community Services District ("District") Board of Directors will hold a public hearing to consider approval and adoption of proposed Town Sewer Rates.

At the public hearing the Nipomo Community Services District Board of Directors will consider all public comment in support and in opposition of the Sewer Rate Increase and whether or not a Majority Protest exists. If approved, the Sewer Rate Increase would become effective January 1, 2016.

The proposed Town Sewer Division rate increase is needed to ensure that the District has sufficient revenues to fund operating and capital needs and provide appropriate levels of operating, capital, and emergency reserves. The Town Sewer Division has not had a sewer rate increase in over 5 years.

A major reason for rates being raised is that the annual bond payments due on the debt used to finance the sewer plant (approximately \$520,000 per year) will have to be made from current revenues once the sinking fund currently being used to make those payments is depleted. The sinking fund will be depleted in approximately 18 months.

The cost of providing sewer service to customers varies based on the volume and strength characteristics of sewage generated by each customer classification (single-family, multi-family, and commercial). A cost of service analysis was performed to ensure that the proposed rate increases fairly reflect the costs of providing service to customers within each classification.

The proposed Town Sewer rate change does not affect the District's current water rates. Current water rate schedules can be found on the District's website (www.ncsd.ca.gov). The proposed Town Sewer Rate Increase is as follows:

| Description | Current | Forecast | | | | |
|---|------------|------------|------------|------------|------------|------------|
| | | FY 2015-16 | FY 2016-17 | FY 2017-18 | FY 2018-19 | FY 2019-20 |
| Residential Fixed Charges | | | | | | |
| Single Family | \$88.32 | \$88.93 | \$91.77 | \$94.71 | \$97.74 | \$100.87 |
| Multi-family | \$67.33 | \$74.18 | \$78.55 | \$79.00 | \$81.53 | \$84.14 |
| Non-Residential Meter Charges | | | | | | |
| Up to 1 inch | \$34.07 | \$35.12 | \$38.24 | \$37.40 | \$38.60 | \$39.83 |
| 1.5 | \$98.59 | \$101.94 | \$105.20 | \$108.57 | \$112.04 | \$115.83 |
| 2 | \$156.68 | \$162.08 | \$167.26 | \$172.82 | \$178.14 | \$183.84 |
| 3 | \$292.16 | \$302.40 | \$312.08 | \$322.07 | \$332.37 | \$343.01 |
| 4 | \$485.72 | \$502.87 | \$518.96 | \$535.57 | \$552.70 | \$570.39 |
| 6 | \$969.84 | \$1,004.03 | \$1,036.16 | \$1,069.31 | \$1,103.53 | \$1,138.85 |
| 8 | \$1,550.34 | \$1,605.42 | \$1,658.80 | \$1,709.81 | \$1,764.53 | \$1,820.99 |
| Non-Residential Usage Rates (\$ per HCF) | | | | | | |
| Low Strength | \$2.89 | \$3.43 | \$3.54 | \$3.66 | \$3.77 | \$3.89 |
| Medium Strength | \$3.20 | \$3.81 | \$3.93 | \$4.06 | \$4.19 | \$4.32 |
| High Strength | \$4.14 | \$4.93 | \$5.09 | \$5.25 | \$5.42 | \$5.59 |
| Mixed Use Usage Rates (\$ per HCF) | | | | | | |
| Standard Comm with 10% High Strength | | \$3.80 | \$3.72 | \$3.83 | \$3.86 | \$4.08 |
| Standard Comm with 20% High Strength | | \$3.75 | \$3.87 | \$3.99 | \$4.12 | \$4.25 |
| Standard Comm with 30% High Strength | | \$3.90 | \$4.02 | \$4.15 | \$4.29 | \$4.42 |
| Standard Comm with 40% High Strength | | \$4.06 | \$4.19 | \$4.32 | \$4.46 | \$4.61 |
| Standard Comm with 50% High Strength | | \$4.21 | \$4.34 | \$4.48 | \$4.63 | \$4.78 |
| Standard Comm with 60% High Strength | | \$4.37 | \$4.51 | \$4.65 | \$4.80 | \$4.96 |
| Standard Comm with 70% High Strength | | \$4.52 | \$4.66 | \$4.81 | \$4.97 | \$5.13 |
| Standard Comm with 80% High Strength | | \$4.67 | \$4.82 | \$4.97 | \$5.13 | \$5.30 |
| Standard Comm with 90% High Strength | | \$4.83 | \$4.98 | \$5.14 | \$5.31 | \$5.48 |

Rates effective Jan 1 of fiscal year.

Protests against the proposed rate can be made, in writing, any time between now and the close of the November 12th hearing.

For more information, the complete "Notice of Public Hearing - Rate Increase for Town Sewer" document can be viewed on the District's website (www.ncsd.ca.gov).

Legal #67652

Pub date: October 16, 2015



Nipomo
CHAMBER OF
COMMERCE

October Edition 2015



The mission of the Nipomo Chamber of Commerce is to promote the civic, economic, agricultural, educational, & social welfare of Nipomo.



Nipomo Chamber President
Richard Malvarose
Richard@nipomoproperties.com

Nipomo Chamber of
Commerce

Email:

info@nipomochamber.org

239 W. Tefft St.
Nipomo, CA 93444
805/929-1583
Fax: 805/929-5835

Amber Wilson
Executive Director

INSIDE THE CHAT

- 1 President's Message
- 2 Meet Our Ambassadors
- 3 New and Renewing Members
- 4 2015 Mixer Schedule
- 5 Supervisor's Message
- 6 Business Spotlight
- 8 Community Events
- 10 Advertisers
- 11 Flyers
- 18 Advertising / Networking



PRESIDENT'S MESSAGE

I want to personally thank everyone in our community for making this year's 32nd Annual Octoberfest such a great success. With over 70 vendors, 6,000+ visitors, more activities for kids, fantastic live music all weekend and a smokin' BBQ competition, O'fest was awesome by any measure. We sincerely hope that everyone had a good time. Finally I want to say thank you to our Executive Director Amber Wilson for all the work she put into the event. It's a six month long process in getting ready and without her constant attention and dedication we would have been looking at an empty grass field on Saturday morning instead of what was the best Octoberfest yet!

Respectfully,
Richard Malvarose

Platinum Sponsors



Rabobank



with in - float out

President's Circle



CHC
Community Health Centers
Healthcare For Life



Major Sponsors



Rotary Club
of Nipomo



NIPOMO COMMUNITY SERVICES DISTRICT



The director of engineering and operations for Nipomo Community Services District has been honored with the Outstanding Civil Engineer in the Public Sector Award for the Los Angeles Section of the American Society of Civil Engineers.

Peter Sevcik was presented the prestigious award Oct. 3 at the section's annual meeting, installation of officers and awards luncheon at the Proud Bird aviation-themed restaurant in Los Angeles.

In July, Sevcik received the outstanding civil engineer award at the branch level from the San Luis Obispo ASCE, which nominated him for the Los Angeles Section award.

An NCSO spokesman said this latest honor is especially noteworthy because the Los Angeles Section includes almost all of Southern California, so Sevcik was competing against engineers from some large agencies in Los Angeles and Orange counties.

"ASCE is not just recognizing Peter's outstanding performance as an engineer, they are also recognizing his professional leadership and his commitment to his family and community," said NCSO General Manager Michael LeBrun.

He noted Sevcik was instrumental in bringing more than \$30 million in public works projects from concept to completion during his nearly eight years with NCSO, one of the most notable being the supplemental water project that connected a pipeline to Santa Maria to import water to the Nipomo Mesa.

Sevcik is a registered professional engineer in the California and has approximately 25 years of experience in the fields of wastewater and water, including project management, construction management, design, planning, operations and maintenance.

He will now be considered for the Outstanding Civil Engineer in the Public Sector Award for all of California.

OPINION

Wellness education will help you survive flu season

A special day of wellness learning about your immune system will be held from 11 to 5 p.m. Saturday, Oct. 24, at the Yoga Shack in Nipomo.

You will learn how to stay healthy this cold and flu season and how yoga and other healing practices can strengthen your immune system.

Tommy and Lori Anderson will lead you through all levels of practice incorporating breath work and yoga poses to help move lymphatic fluid through your body.

You will learn how the lymphatic system works and how natural probiotic foods and drinks have been shown to help slow and reverse some diseases, improve bowel health, aid digestion and improve immunity.

They will also talk about the healing attributes of using infrared saunas to stimulate deep, detoxifying sweat at the cellular level.

Space is limited. Reservations can be made by calling 931-0331. At noon Saturday,



Bits and Pieces of Nipomo
Jacqueline Vitti Frederick

Oct. 17, the Mesa Middle School Band will present a free public concert of classical and contemporary music at the DANA Cultural Center, located at 671 S. Oaklawn Ave.

The concert will feature such classics as "In the Hall of the Mountain King" and "Greensleeves" as well as movie themes and such contemporary music as "Radioactive" by Imagine Dragons.

The Mesa band is made up of seventh- and eighth-grade students who have been learning

to play music for two or more years.

They also happen to be some of the highest-performing students at Mesa in all academic areas.

Rumo's Greenhouse is the relatively new garden and plant nursery located in Old Town Nipomo and a great destination for your plant, vegetable, tree, garden decor, fountain and statuary purchases.

The property is a family-friendly environment of mature and beautifully landscaped grounds. The owners also offer free garden, landscape and decorating educational forums taught by their resident lifestyle and garden coordinator and special industry professionals.

Some of their future special events will include Storytime at the Greenhouse with Santa Claus, Pictures in the Greenhouse with Santa Claus, Pictures in the Greenhouse with your pet and some great picture opportunities with their fall decor.

State Sen. Bill Monning visited Nipomo on Oct. 7 for a tour of the DANA Cultural Center, home of the Dana Adobe.

The Dana Adobe is about to break ground on a 130-acre Nature Education Facility project, the largest project of its kind on the Central Coast and the only project in the county funded by Proposition 84.

DANA won a significant grant that will be used to fund the construction and development of the facility.

California Poppy Decorative Artists will hold its 22nd annual holiday boutique beginning at 10 a.m. today, Oct. 16, and continuing Saturday and Sunday at the San Luis Obispo Elks Lodge, 222 Elks Lane.

Jacqueline Frederick is a lawyer and farmer in Nipomo and can be reached at jvitti@icd.com or 926-4120.

KRANKY

SOME REPLACEMENT team names for CALIFORNIA



LETTERS TO THE EDITOR

Oil fact versus oil fear

A vocal minority has raised alarm about mostly imagined hazards from transporting oil to the Nipomo refinery via railroad.

Many people are ignoring the facts and the tangible impact on the families and community if the project is denied.

Crude by rail has been a safe mode of transportation throughout California for decades.

Two hundred head-of-household jobs, a substantial number of which are unionized, are at risk if the project is denied. These are good-paying jobs for working men and women with families.

It is infuriating that a group of mostly retired, wealthy people living in expensive homes in an exclusive housing development next to the refinery are pushing a relentless campaign against a neighbor who has diligently provided for the community for 60 years.

They have persuaded community, academic and professional leaders to support their "cause" through fear, not facts.

This exclusive group pretends to care. But when people lose these jobs, working families' lives collapse, dreams are destroyed, home ownership is lost and roots put down by families disappear.

This vocal and obviously well-funded group cares about themselves, not the

community they've moved into. Will our elected officials listen to the facts and the silent majority?

Patrick Siskin
ARROYO GRANDE

Info about oil misleading

Misinformation has been tossed about regarding the safety of rail transport of crude oil to the Phillips 66 refinery in Nipomo.

It has alarmed the community and misled them to oppose the Phillips 66 Rail Extension Project.

The opposition continues to fuel their campaign with sound bites and false information, such as the project only being about profits or the project isn't necessary because Phillips 66 can continue to rely on a pipeline (their main source has been indefinitely shutdown), or all of us are in extreme danger if the project is approved.

Great story, but try again with facts, please.

Freight trains regularly transit SLO County and its cities. These trains have been hauling crude oil, the same stuff being proposed by Phillips 66, for decades without incident.

Other freight trains carry multiple cars of very hazardous materials, which are poisonous, corrosive and far more flammable than crude oil.

Some cargoes use pressurized tank cars that are extremely dangerous if ruptured.

Yet we hear not one word from project opponents about these freight trains carrying products essential to run our economy.

I have taken the time to do my own research, and I support the project.

Robert Mott
NIPOMO

Acting with Intelligence

Ahmed Mohamed was recently arrested in Irving, Texas, for bringing a home-made clock to school.

Teachers and administrators didn't know enough about science to know what it was. The school thought it was a bomb, so they called the police.

It is a problem when students much smarter than their teachers and principals share their work — because it will be misunderstood. The obvious solution is to hire smart people to teach and administer.

Unfortunately, statistically, smart people in the U.S. — not true in other countries — don't go into teaching or administration, at least not at the K-12 level.

Being supportive, understanding, kind to students and parents, those are very important qualities. But so is being smart.

We should work to solve this problem. Hiring intelligent teachers, as is done in other countries, does matter.

Michael Guisla
NIPOMO

RUBES



Skinnyp-dipping post-Eden



2422 TEELVNN - Beautiful Home - Ideally located, this home offers 4 bedrooms 2 baths approx. 2212 sq ft of living space. Home has a functional open floor plan, fireplace in family room, formal living room, cathedral ceilings, spacious rooms and covered patio. There is plenty of space for extra vehicles /RV or boat with the additional drive space. Just minutes from the freeway, shops, schools and parks jogging or walking trails. Please call me for private tour.



Yolanda Perez
(805) 748-7514
BRE01103806



Attractive Home in Knollwood Village

Enjoy this beautiful 55+ community in a 2 bedroom, 2 bath home with 2 car garage. Charming open floor plan, 1344 sq ft, dual pane windows, plantation shutters, combination indoor laundry & office, delightful patio setting, storage, working fountain, potted plants, & private backyard. Washer & dryer included plus all kitchen appliances. For more information please call Diane at 805-570-9099 or email: DianeAdams@c21home.com - \$80,000



Diane Adams
805.570.9099
BRE 01103806

Classifieds RIGHT ON THE MONEY!
Get your classifieds from today
to place your ad, call 1-888-422-8822


Law Offices of Guy W. Murray
Wills • Trusts • Probate
Personal Injury • Litigation
805-929-7150
www.GuyMurrayLaw.net
Serving the Entire Central Coast
671 West Tefft Street, Suite 3 • NIPOMO

BROWN is the new GREEN.

REDUCE YOUR USE!
Our water supply is threatened.

www.ncsd.ca.gov
f /NipomoCSD

50th Anniversary
NIPOMO
Nipomo Community Services District

[Subscribe](#)[Share](#) ▼[Past Issues](#)[Translate](#)

Monday, October 19, 2015

[View this email in your browser](#)

Around the Clock Service

District professionals provide customers with quality services 24/7.

The Nipomo Community Services District's mission is to provide its customers with reliable, quality, and cost-effective services now and in the future.

The District currently has 11 Operations staff who operate one water system with 13 production wells as well as two sewer systems; one serving the Town Division and one serving the Blacklake Division.

Our water and wastewater (sewer) professionals maintain, treat, and test the systems ensuring quality services are delivered to your home or business. All Operations staff are certified in their field and are dedicated to providing reliable, quality services. On-call personnel are available after hours 7 days a week.



Outstanding Conservation Efforts this Summer

District customers are commended for ending the summer strong! The State assigned the District a conservation goal of 28% and customers exceeded this goal! For the period of June - September, pumping was down an average of 32.9%! Great job.

As we approach fall and winter months - and hopefully they're wet ones - remember to turn down that irrigation. The District is still in Stage III of its drought response and will remain so until at least late spring/early summer of next year when area key wells are measured.

As always, saving water also saves money!



**BROWN
is the new
GREEN.**

**REDUCE
YOUR USE!**

**Our water supply
is threatened.**

www.ncsd.ca.gov
 /NipomoCSD



NIPOMO
Nipomo Community
Services District

General Manager Announces Retirement in 2016



District General Manager, Michael LeBrun, announced his resignation at the September 9th Regular Board meeting in accordance with his contract. The District's Board of Directors accepted Mr. LeBrun's resignation and formed an ad-hoc committee to lead recruitment of a new General Manager.

LeBrun has served as General Manager and Interim General Manager for the District for 9 years. Under his leadership the District received recognitions including the California Special District Association's (CSDA) District

Transparency Certificate of Excellence (2 terms) and the Government Finance Officers Association Award for Financial Reporting (2 years). Mr. LeBrun was instrumental in the completion of several capital projects as well as the District's largest projects - a \$13M upgrade to the Southland Wastewater Treatment and Reclamation Facility, and the historic \$17.5M Nipomo Supplemental Water Project. Mr. LeBrun also led the adoption of the District's Water Shortage Response and Management Plan and outreach program which resulted in water conservation of up to 37% District-wide.

LeBrun's announcement was long-planned and his retirement is well-deserved.

Michael LeBrun stated, "While we have overcome significant hurdles to accomplish a number of projects that will serve this community for generations to come, my proudest accomplishment is the staff team we have assembled. Without exception, District staff is dedicated professionals who come to work each day committed to provide excellent service to our customers. I will miss many things about this job, none more than the people I work with."

Recruitment for a new General Manager began October 2, 2015 and will continue until November 2, 2015 with placement planned for early 2016. LeBrun will be assisting in recruitment and transition and will remain with the District until the new General Manager is in place.

To read more about the opportunity, visit [here](#).



REMINDER

Supplemental Water Rates

Customers are now seeing the new rates on their October bill. There are two new lines on the bill: Supplemental Water Fixed Charge and Supplemental Water Volume Charge. To view the approved rates, visit the District's website at www.ncsd.ca.gov or stop by the office.

Effective July 1st

Late Fee: A late fee of \$10 or 10%, whichever is greater, will be added to customer accounts for payments not received by 4:30 PM on the due date.

Shut-Off Door Hanger Fee: A \$20 processing fee will be added to customer accounts for which a discontinuance (shut-off) door hanger is processed.

We welcome feedback and comments. Reach out to us using one of the links below and feel free to share with others.



Facebook



Twitter



Website



Email

Copyright © 2015 Nipomo Community Services District, All rights reserved.

[unsubscribe from this list](#) [update subscription preferences](#)

MailChimp

Press Release Log 2015

| Date of PR | Title | Date Sent to Media | Date Placed On Website | Media Pub | Date PR Published | Media Published | Date PR Published | Media Published | Date PR Published |
|------------|---|--------------------|------------------------|---------------|-------------------|-----------------|------------------------|-----------------|-------------------|
| 5/20/2015 | Court Appointed Technical Group Releases Spring 2015 Index; Area Groundwater in Severe Shortage Condition; Nipomo CSD Calls Special Meeting | 5/20/2015 | 5/20/2015 | Adobe | 5/29/2015 | | | | |
| 5/21/2015 | Board Declares Stage III Water Shortage Conditions and Moves Forward with Response Plan | 5/22/2015 | 5/22/2015 | SM Times | 5/23/2015 | Sun | 5/27/2015 | KSBY | 5/28/2015 |
| 6/4/2015 | Transparency Certificate of Excellence Awarded a Second Time to Nipomo Community Services District | 6/4/2015 | 6/4/2015 | Adobe | 6/8/2015 | Tribune | 6/4/2015 | | |
| 6/8/2015 | Brown is the New Green: 30% Reduction is a Must | 6/8/2015 | 6/8/2015 | Adobe | 6/9/2015 | SM Times | 7/5/2015 | | |
| 7/9/2015 | Nipomo Community Services District Achieves 32.5% Conservation! | 7/9/2015 | 7/9/2015 | Lompoc Record | 7/12/2015 | Tribune | 7/13/2015 7/31/2015 | SM Times | 7/14/2015 |
| 7/10/2015 | Supplemental Water Has Arrived in Nipomo | 7/10/2015 | 7/10/2015 | SM Times | 7/10/2015 | BC Water News | 7/13/2015 | KSBY | 7/13/2015 |

Press Release Log 2015

| Date of PR | Title | Date Sent to Media | Date Placed On Website | Media Pub | Date PR Published | Media Published | Date PR Published | Media Published | Date PR Published |
|------------|--|--------------------|------------------------|---------------|------------------------|-----------------|-------------------|-----------------|-------------------------------------|
| 7/20/2015 | Nipomo CSD Receives Recognition from Engineering Group | 7/20/2015 | 7/20/2015 | BC Water News | 7/21/2015 | Adobe | 7/24/2015 | | |
| 8/21/2015 | New Water is Even Better – Change in Disinfection to Begin in September | 8/21/2015 | 8/21/2015 | Adobe | 8/27/2015 | KCOY | 8/22/2015 | KSBY | 8/27/2015 8/28/2015 8/31/2015 |
| 8/31/2015 | Additional Information about the District Change in its Treatment Process to Use Chloramines Instead of Chlorine | 8/31/2015 | 8/31/2015 | KSBY | 8/31/2015 | Tribune | 8/31/2015 | KCOY | 9/1/2015 |
| 9/21/2015 | Nipomo CSD's General Manager Announces Retirement in 2016 | 9/21/2015 | 9/21/2015 | Tribune | 9/21/2015 | SM Times | 9/22/2015 | | |
| 10/2/2015 | NCSD Customers Are Receiving a 50% Discount on Solid Waste Bill – Again! | 10/2/2015 | 10/2/2015 | Tribune | 10/3/2015 10/5/2015 | Adobe | 10/5/2015 | | |
| 10/5/2015 | NCSD Director of Engineering & Operations Receives Prestigious Award | 10/5/2015 | 10/5/2015 | Adobe | 10/5/2015 | BC Water News | 10/6/2015 | | |

LETTERS TO THE EDITOR OCTOBER 21, 2015

SLO County's one-size-fits-all water plan is wrong for Nipomo Mesa

HIGHLIGHTS

Countywide water conservation plan will be considered Oct. 27

Nipomo Community Services District says there's no proof county 'offset' program will work

District calls on county to tap into its allocation of state water

BY MICHAEL S. LEBRUN

With well levels on the Nipomo Mesa at all-time lows, the Nipomo Community Services District has stopped accepting applications for new water service within the district.

At the same time, the county is looking for ways to allow new development to move forward in areas of the Mesa outside district boundaries.

On Oct. 27, the county Board of Supervisors will consider a Countywide Water Conservation Plan. Among other provisions, the plan includes a proposal that would allow new development and new water demand on the Nipomo Mesa via 1-for-1 "offsets" obtained by changing water fixtures in existing homes to more efficient fixtures and removing lawn/turf areas.

Since 2005, the county has categorized Nipomo Mesa water resources to be in a Level III severity condition, the most severe.

In 2005, the county adopted an ordinance to address the water shortage condition. That ordinance (2005-3090) requires all new urban water demand to be met by new imported water. Although the Nipomo CSD adopted this policy model and successfully implemented it within its services boundary, the county has not.

Water savings from offset programs are theoretical — there is no absolute way to determine actual water savings from such programs, nor is there a way to ensure those savings are permanent. Offsets should not be used as a means for allowing new development at a time when the goal should be to achieve permanent long-term reductions in the amount of water being pumped on the Nipomo Mesa.

There is an option: The county has 19,000 acre-feet of state water allocation that county taxpayers are paying for but not using.

The county should negotiate with other members of the Central Coast Water Authority — owners of the state water treatment plant and pipeline serving the Central Coast — to deliver some of this water.

This is a "political will" project — only minimal construction would be required.

Groundwater basins throughout the county are imperiled. Paper promises in the form of ordinances that are never fully implemented or water accounting schemes that guarantee new water demand but do not guarantee new water supply have not worked and will not work. It is time to put some of the 19,000 acre-feet of state water to work. It is time to get serious about long-term regional water supply planning.

Michael S. LeBrun is general manager of the Nipomo Community Services District.



MORE LETTERS TO THE EDITOR

YOU MAY LIKE

Sponsored Links by Taboola

There's Trouble Brewing for America's Most Hated Companies
The Motley Fool

The Navy's Massive, High-Tech Destroyer Is Here
CNET

10 Fairytale Homes Real People Own
Digital Trends

See More Below: What We Found Inside The New 2015 Range



© Posted: Oct 20, 2015 4:15 PM PDT
Updated: Oct 20, 2015 4:15 PM PDT

Changes may be noticeable in Santa Maria water during temporary supply switch

By KSBY Staff

At the end of the month, the City of Santa Maria will temporarily be switching to groundwater for its water supply.



This will happen while the State Department of Water Resources conducts annual maintenance activities on the State Water Project pipeline.

Between Oct. 30 and Nov. 23, City water users will receive drinking water exclusively from groundwater, instead of the City's typical blend of groundwater and state water.


Officials say because of increased hardness occurring naturally in groundwater, City water users will likely notice some difference in the quality of the water but say that it is safe.

EDITORIALS OCTOBER 18, 2015

Groundwater litigation can be an expensive affair

HIGHLIGHTS

The years-long legal battle over water in the Santa Maria basin should serve as a cautionary tale to those filing suit over Paso Robles groundwater.



The Tribune - letters@thetribunenews.com

For a cautionary tale on the pitfalls of groundwater litigation, look no further than the latest development in the legal battle over rights to the Santa Maria basin.

This years-long case cost millions of dollars to litigate; drew in dozens of innocent homeowners and small farmers in San Luis Obispo County who were sued only because they had water wells on their property; and in some cases forced public agencies to either raise water rates or put off projects to pay legal bills.

After all that, some of the parties are now going back to court because they claim requirements of the settlement were never met and, as a result, the basin is still in jeopardy.

We bring this up not to find fault with the court system or with the judge assigned to the case, but to point out that litigation is an unwieldy method — to put it mildly — of deciding water rights. Even when a decision is made, the terms aren't necessarily carried out to everyone's satisfaction.

Given all that, it's hard for us to comprehend why some landowners in the Paso Robles groundwater basin have chosen to litigate.

For those not familiar with the case, it's a quiet title lawsuit filed by Steinbeck Vineyards & Winery and other basin property owners who say they're seeking to protect their water rights.

Here's how Cindy Steinbeck described the process in a Viewpoint published in The Tribune, almost exactly one year ago:

“Adjudication is not a mysterious legal process pitting neighbor against neighbor or landowner against municipalities. Adjudication occurs when California groundwater users ask the courts to settle groundwater rights consistent with maintaining the longterm sustainability of the basin.”

Based on what's happened in the Santa Maria case, we have to disagree.

That lawsuit — the Santa Maria Valley Water Conservation District v. the city of Santa Maria — was filed in 1997. It expanded to draw in so many parties that it came to be half-jokingly known as the Santa Maria Water Conservation District v. the world.

The complicated case eventually led to a court judgment in 2008, but seven years later, some parties are back in court. Specifically, the cities of Arroyo Grande, Grover Beach and Pismo Beach (collectively known as the Northern Cities) allege the Nipomo Community Services District did not make a good-faith effort to import 2,500 acre-feet of water from the city of Santa Maria, as ordered by the settlement.

The Nipomo district — which was dealt a blow when property owners refused to pay for a pipeline between Santa Maria and Nipomo — is importing an estimated 650 acre-feet of water per year. But the full amount — 2,500 acre-feet — won't be available until around 2025, when the district can complete its pipeline project.

That, the Northern Cities say, is a problem. They allege the basin is in worse shape than ever and, because of overpumping, the groundwater gradient has changed. They claim water is now flowing to the Nipomo Mesa area and away from the Northern Cities, depriving them of their share.

Their motion asks the judge to halt all development in the area until the Nipomo Community Services District has completed its pipeline project and can import the 2,500 acre-feet.

And it isn't just the Community Services District that's potentially on the hook. The Northern Cities are asking the court to order other entities, including SLO County, Golden State Water, Phillips 66 and Woodland Mutual Water Co., to develop and fund additional water projects to ensure the future health of the basin.

A mess? You bet.

It's not something we would wish on residents and property owners in the Paso Robles basin — or any other basin, for that matter.

What's more, it's unnecessary. The case is likely to take years to decide and by that time, there will be some form of groundwater management agency overseeing the basin, per requirements of state law.

Bottom line: Litigation is a complicated, expensive and imperfect way to decide water rights. It should be a last resort.

In this case, there are far better solutions on the horizon — including formation of a local water management district that would be overseen by a locally elected board of directors.

We can only hope the Paso Robles groundwater litigation dries up before property owners find themselves in a decades-long battle that may end up solving nothing.



MORE EDITORIALS

YOU MAY LIKE

Sponsored Links by Taboola [\[>](#)

What These 31 Bond Girls Look Like Now Is Incredible
Your Daily Dish

An Amazing 21-Month 0% APR Offer That May Not Last Forever
NextAdvisor

The B-52 Bomber Turns 60
CNET

Homeowners Are in for a Big Surprise in 2015
AmeriValue Rate Quotes

COMMENTS



- Home
- Uncovered SLO
- Daily Briefs
- Discovered
- Sales and Deals
- Opinion
- Eye on the Coast
- Login
- Events
- Event Locations
- Weather
- Donate
- Advertise
- Employment
- Search
- Tips
- Store

Cities demand halt to Nipomo Mesa development

October 12, 2015



The cities of Arroyo Grande, Grover Beach and Pismo Beach are seeking a court order barring new development and new groundwater pumping on the Nipomo Mesa. [\[Tribune\]](#)

The three South County cities have long been battling the Nipomo Community Services District and other water providers in the area over use of the Santa Maria groundwater basin. A legal memorandum filed by the three cities alleges Nipomo Mesa water providers have overpumped the basin, which is preventing underground recharge from reaching the northern part of the basin

and is raising the risk of saltwater intrusion in wells.

Attorneys for Arroyo Grande, Grover Beach and Pismo Beach filed the memorandum in Santa Clara Superior Court on Sept. 29. The cities are requesting a court order prohibiting new wells, new developments and new water entitlements on the Nipomo Mesa until the overpumping ceases and more water is imported to the area.

In 2008, a judge ordered Nipomo to import 2,500 acre feet of water. The Nipomo CSD is in the process of completing a pipeline from Santa Maria that will help the community comply with the order.

The CSD recently completed the first phase of the project, but it is only expected to bring in 650 acre feet of water in the first year. The pipeline is not expected to deliver 2,500 acre feet of water until around 2025.

The cities of Arroyo Grande, Grover Beach and Pismo Beach allege groundwater pumping in the Nipomo area increased from 10,900 acre feet in 2005 to approximately 16,000 acre feet in 2014. The cities are also requesting that a judge order Nipomo to establish a plan to return pumping to 2005 levels.

Related

Supreme Court tosses Santa Maria groundwater rights case
10/15/2013
In "Daily Briefs"

Nipomo CSD grants water to development despite city protests
10/24/2014
In "Daily Briefs"

LAFCO consultant to testify against commission
06/04/2012
In "Featured"

Subjects: [Arroyo Grande](#) [groundwater](#) [Grover Beach](#) [lawsuits](#) [Nipomo](#) [Nipomo Community Services District](#) [Nipomo Mesa](#) [Pismo Beach](#) [Santa Maria Groundwater Basin](#)

Print PDF Tweet 0

Share 5

ShareThis 15

Related:

<- Previous

Next ->

S. County cities seek water limit

A.G., Grover Beach, Pismo Beach file a court order to curtail pumping, developing on the Nipomo Mesa

By Kaytlyn Leslie

kleslie@thetribunenews.com

Three South County cities are seeking a court order to limit groundwater pumping and new development on the Nipomo Mesa until water providers can import more water and stop overpumping the Santa Maria groundwater basin.

The request, filed in Santa Clara Superior Court on Sept. 29 by the cities of Arroyo Grande, Grover Beach and Pismo Beach, comes as part of an almost decadeslong legal battle over water rights in the basin.

In a 2005 stipulation and 2008 judgment, a Santa Clara County Superior Court judge divided control of the portion of the basin that rests in southern San Luis Obispo County between two management areas:

- The Northern Cities Management Area representing Arroyo Grande, Grover Beach, Oceano and Pismo Beach.
- The Nipomo Mesa Management Area, which represents the four Mesa water providers: the Nipomo Community Services District, Golden State Water Company, Rural Water Company and Woodlands Mutual Water Company.

At the same time, the judge ordered the Nipomo Community Services District to build a supplemental water pipeline and purchase a minimum of 2,500 acrefeet of water per year from Santa Maria to help offset new development and decrease groundwater pumping on the Mesa.

The motion filed by legal counsel for the three South County cities asks the court to enforce the 2005 stipulation and 2008 judgment.

In the document, the cities allege that the Nipomo Mesa Management Area has overpumped the basin, creating a pumping depression below the Mesa that prevents underground recharge from reaching the Northern Cities Management

Group's portion of the basin.

According to the documents, groundwater pumping in the Nipomo area increased from 10,900 acrefeet in 2005 to about 16,000 acre-feet in 2014.

They said the depression also raises the risk of saltwater intrusion to Northern Cities Management Area wells, which would render its aquifer unusable.

Additionally, the cities claim the Nipomo Community Services District has not made a "good faith effort" in bringing in supplemental water resources.

The Nipomo services district recently celebrated the completion of its first phase of the pipeline project, which is expected to bring in 650 acre-feet of water in its first year. The project is not expected to bring in 2,500 acre-feet of water — the amount ordered by the judge — until approximately 2025, according to previous Tribune reports.

In their filing, the cities maintain that this is not enough to fulfill the original terms of the stipulation and judgment:

"That it took over ten years for NCSD to complete Phase 1 of this important project — which provided a mere one-quarter of the amount of supplemental water promised in the stipulation and judgment — demonstrates that the NCSD has no reasonable prospect of finishing Phases 2 and 3 of this project and delivering the balance of promised water for years, if not decades."

The cities are seeking restrictions on water pumping and new development in the Mesa area until the Nipomo Mesa Management Group can import that 2,500 acrefeet of supplemental water into the area, secure additional supplemental water sources that cover its increased water demand, implement a plan that ensures new water demand does not require groundwater pumping in excess of its 2005 pumping levels and reverse the pumping depression below the Mesa.

Nipomo Community Services District General Manager Michael LeBrun said district counsel is reviewing the filing and will advise the district and its board on its response, which is due in December. LeBrun said the district would not comment on the issue further.

A hearing date for the filings is set for Feb. 5, 2016, at 10 a.m. in Santa Clara County Superior Court.

DETAILS OF COURT REQUEST

The cities of Arroyo Grande, Grover Beach and Pismo Beach are asking the court to issue an order that would indefinitely prohibit Nipomo water agencies and the county from:

- Approving new developments or additional entitlements that require water in the Nipomo Mesa Management Area.
- Issuing building permits for new developments that require water in the NMMA area.
- Issuing "will serve" letters promising water service to a project in the NMMA area.
- Using water from the supplemental pipeline project or any other imported water for any purpose other than reducing the demand for groundwater pumping within the NMMA.
- Reducing, removing, lifting or modifying existing mandatory water conservation requirements in a way that increases groundwater demand.
- Granting new well permits.
- Granting replacement well permits that increase the pumping rate or total amount pumped annually.

2015 Website Traffic Summary

| Week | Visits | Unique Visitors | Pageviews | Pages/Visit | Avg. Visit Duration | Bounce Rate | % New Visits | Highest Traffic Day | Significant Actions During the Week Possibly Contributing to Traffic |
|-------------------|--------|-----------------|-----------|-------------|---------------------|-------------|--------------|---------------------|--|
| 12/29/14 - 1/4/15 | 163 | 116 | 324 | 1.99 | 0:01:37 | 58.28% | 52.15% | Wed 12/31 | Low due to holiday |
| 1/5/15 - 1/11/15 | 303 | 211 | 604 | 1.99 | 0:01:31 | 56.77% | 50.17% | Mon 1/5 | |
| 1/12/15 - 1/18/15 | 234 | 165 | 458 | 1.96 | 0:01:32 | 51.28% | 50.85% | Tue 1/13 | |
| 1/19/15 - 1/25/15 | 249 | 190 | 450 | 1.81 | 0:01:40 | 58.23% | 53.82% | Fri 1/23 | |
| 1/26/15 - 2/1/15 | 253 | 190 | 518 | 2.05 | 0:01:42 | 51.78% | 56.92% | Wed 1/28 | |
| 2/2/15 - 2/8/15 | 296 | 213 | 599 | 2.02 | 0:01:36 | 59.46% | 46.96% | Mon 2/2 | |
| 2/9/15 - 2/15/15 | 255 | 184 | 493 | 1.93 | 0:01:12 | 54.51% | 52.55% | Mon 2/9 | |
| 2/16/15 - 2/22/15 | 316 | 225 | 595 | 1.88 | 0:01:34 | 57.28% | 49.05% | Tue 2/17 | |
| 2/23/15 - 3/1/15 | 251 | 182 | 525 | 2.09 | 0:01:53 | 48.61% | 49.80% | Tue 2/24 | |
| 3/2/15 - 3/8/15 | 250 | 180 | 469 | 1.88 | 0:01:08 | 53.60% | 46.40% | Tue 3/3 | |
| 3/9/15 - 3/15/15 | 245 | 184 | 496 | 2.02 | 0:01:11 | 51.02% | 53.47% | Mon 3/9 | |
| 3/16/15 - 3/22/15 | 236 | 185 | 455 | 1.93 | 0:01:39 | 60.59% | 58.90% | Mon 3/16 | |
| 3/23/15 - 3/29/15 | 250 | 190 | 666 | 2.66 | 0:02:31 | 53.20% | 58.40% | Mon 3/23 | |
| 3/30/15 - 4/5/15 | 318 | 245 | 642 | 2.02 | 0:01:20 | 53.77% | 58.49% | Fri 4/3 | Governor's drought regulation |
| 4/6/15 - 4/12/15 | 358 | 266 | 780 | 2.18 | 0:01:38 | 52.79% | 53.63% | Mon 4/6 | Governor's drought regulation; press release |
| 4/13/15 - 4/19/15 | 366 | 294 | 762 | 2.08 | 0:01:34 | 61.20% | 58.47% | Tue 4/14 | |
| 4/20/15 - 4/26/15 | 335 | 271 | 708 | 2.11 | 0:02:01 | 55.82% | 62.39% | Mon 4/20 | |
| 4/27/15 - 5/3/15 | 287 | 224 | 536 | 1.87 | 0:01:45 | 54.01% | 57.84% | Fri 5/1 | |
| 5/4/15 - 5/10/15 | 374 | 283 | 798 | 2.13 | 0:01:56 | 50.27% | 56.68% | Wed 5/6 | |
| 5/11/15 - 5/17/15 | 362 | 282 | 839 | 2.32 | 0:02:21 | 49.72% | 57.73% | Th 5/14 | |
| 5/18/15 - 5/24/15 | 460 | 325 | 955 | 2.08 | 0:02:20 | 58.48% | 49.35% | Wed 5/20 | Special Meeting announcement |
| 5/25/15 - 5/31/15 | 384 | 299 | 776 | 2.02 | 0:02:00 | 52.08% | 57.29% | Tue 5/26 | |
| 6/1/15 - 6/7/15 | 435 | 337 | 900 | 2.07 | 0:02:00 | 55.86% | 57.01% | Mon 6/1 | |
| 6/8/15 - 6/14/15 | 313 | 251 | 602 | 1.92 | 0:02:03 | 57.19% | 59.42% | Thu 6/11 | |
| 6/15/15 - 6/21/15 | 322 | 261 | 673 | 2.09 | 0:01:49 | 59.94% | 61.18% | Fri 6/19 | |
| 6/22/15 - 6/28/15 | 327 | 250 | 751 | 2.3 | 0:02:05 | 58.10% | 53.82% | Mon 6/22 | |
| 6/29/15 - 7/5/15 | 423 | 325 | 901 | 2.13 | 0:01:56 | 46.57% | 59.10% | Tue 6/30 | |
| 7/6/15 - 7/12/15 | 461 | 357 | 876 | 1.9 | 0:01:42 | 48.81% | 61.82% | Tue 7/7 | |
| 7/13/15 - 7/19/15 | 411 | 347 | 790 | 1.92 | 0:01:44 | 51.34% | 66.91% | Mon 7/13 | |
| 7/20/15 - 7/26/15 | 369 | 279 | 778 | 2.11 | 0:01:32 | 52.57% | 58.81% | Mon 7/20 | |
| 7/27/15 - 8/2/15 | 305 | 246 | 561 | 1.84 | 0:01:07 | 60.00% | 62.30% | Mon 7/27 | |

2015 Website Traffic Summary

| Week | Visits | Unique Visitors | Pageviews | Pages/Visit | Avg. Visit Duration | Bounce Rate | % New Visits | Highest Traffic Day | Significant Actions During the Week Possibly Contributing to Traffic |
|-------------------|--------|-----------------|-----------|-------------|---------------------|-------------|--------------|---------------------|--|
| 8/3/15 - 8/9/15 | 330 | 259 | 684 | 2.07 | 0:01:50 | 55.15% | 56.67% | Fri 8/7 | |
| 8/10/15 - 8/16/15 | 313 | 246 | 641 | 2.05 | 0:01:51 | 49.84% | 56.23% | Tue 8/11 | |

2015 Facebook Summary

| Week | New Users | Comment Likes | Comment Shares | User Posts | *Content Views | Most Popular Post |
|--------------------------------|------------------|----------------------|-----------------------|-------------------|-----------------------|--|
| 6/19/15 - 7/16/15 (28 days) | 4 | 18 | 0 | 4 | 819 | Supplemental Water has arrived in #Nipomo! "This is truly a monumental accomplishment for the District. This project will increase District water supply reliability for generations to come." www.ncsd.ca.gov (210 views) |
| 7/17/15 - 8/6/15 (21 days) | 2 | 12 | 0 | 3 | 390 | California #drought: Inside a Home without Water Families are having to make tough choices in many California communities. #brownistheneewgreen (51 views) #Nipomo CSD received two prestigious awards from American Society of Civil Engineers (#ASCE)! @ASCETweets www.ncsd.ca.gov (49 views) |
| 8/7/15 - 9/3/15 (28 days) | 6 | 27 | 0 | 18 | 857 | GOOD NEWS! The State has just announced \$30 Million in #rebates to help replace old toilets and turf! The rebates are for up to \$2,000 for turf replacement and \$100 for toilets. Read more and apply for your rebate here: http://www.saveourwaterrebates.com/ (109 views) |

2015 Facebook Summary

| Week | New Users | Comment Likes | Comment Shares | User Posts | *Content Views | Most Popular Post |
|---------------------------------|-----------|---------------|----------------|------------|----------------|---|
| 9/4/15 - 9/24/15 (21 days) | 0 | 20 | 0 | 1 | 662 | The heat did not keep the District from celebrating the completion of the historic #Nipomo Supplemental Water Project with a Ribbon Cutting Ceremony this morning. Thank you to Lynn Compton 4th District Supervisor, the City of Santa Maria Utilities Department, Mayor Alice Patino and City Council, Representative from Senator Bill Monning's office, the Nipomo Chamber of Commerce and the many others that came out to celebrate with us. (95 views) |
| 9/25/15 - 10/8/15 (14 days) | 1 | 8 | 0 | 0 | 156 | Check out these #waterwise landscape principles. #bewaterwise (37 views) |
| 10/9/15 - 10/22/15 (14 days) | 1 | 12 | 2 | 0 | 130 | Nipomo Community Services District added 6 new photos from October 10 to the album: Nipomo Octoberfest 2015. (27 views) |

2015 Twitter Summary

TWITTER

| Week | New Followers | Re-tweets (shared) | Mentions/ Favorites (comments) | Link Visits (visits to links) | Content Views (Impressions) | Most Popular Post |
|--------------------------------|---------------|--------------------|-----------------------------------|-------------------------------|-----------------------------|---|
| 6/19/15 - 7/16/15 (28 days) | 10 | 1 | 5 | 24 | 2,600 | Two opportunities tomorrow to hear more about the arrival of supplemental water and our drought response. #Nipomo pic.twitter.com/N57zwMtZxw (277 views) |
| 7/17/15 - 8/6/15 (21 days) | 7 | 6 | 11 | 12 | 2,100 | Thx @bradpomerance for hosting #Nipomo CSD GM Michael LeBrun on #CharterLocalEdition #watermanagement during #drought http://ow.ly/PUFhb (338 views) |
| 8/7/15 - 9/3/15 (28 days) | 9 | 10 | 6 | 15 | 2,300 | The State has just announced \$30 Million in rebates for #turfreplacement and toilets! Apply for your rebate here: http://ow.ly/QSaIE (245 views) |
| 9/4/15 - 9/24/15 (21 days) | 6 | 6 | 12 | 11 | 2,000 | The heat didn't keep NCSd from celebrating #Nipomo's historic Supplemental Water Project with a Ribbon Cutting today pic.twitter.com/7dC4sqagHg (260 views) Thank you @bradpomerance for having Director Eby on #CharterLocalEdition recently! https://www.youtube.com/watch?v=re-EINdtDno&feature=youtu.be ... (242 views) |
| 9/25/15 - 10/8/15 (14 days) | 7 | 2 | 2 | 2 | 1,200 | #Nipomo CSD Director of Engineering & Operations Receives Prestigious Award http://www.ncsd.ca.gov @ASCETweets #ASCE pic.twitter.com/rmeOOoitpU (178 views) |

2015 Twitter Summary

TWITTER

| Week | New Followers | Re-tweets (shared) | Mentions/ Favorites (comments) | Link Visits (visits to links) | Content Views (Impressions) | Most Popular Post |
|---------------------------------|---------------|--------------------|-----------------------------------|-------------------------------|-----------------------------|--|
| 10/9/15 - 10/22/15 (14 days) | 0 | 3 | 3 | 6 | 810 | The Agenda and Packet for the October 14, 2015 Regular Board meeting has been posted on the District's website.... http://fb.me/7B56NbEMm (106 views) |

October 28, 2015

ITEM F

ATTACHMENT E

AGENDA

Dan Buckshi
County Administrator



BOARD OF SUPERVISORS

Frank R. Mecham, 1st District
Bruce Gibson, 2nd District
Adam Hill, 3rd District
Lynn Compton, Vice-Chairperson, 4th District
Debbie Arnold, Chairperson, 5th District

Tuesday, October 27, 2015

CONSENT AGENDA

9:00 AM

REVIEW AND APPROVAL

PRESENTATIONS

PUBLIC COMMENT PERIOD

BOARD BUSINESS HEARINGS

CLOSED SESSION

RECESS

AFTERNOON SESSION

1:30 PM

REPORT ON CLOSED SESSION

HEARINGS

ADJOURNMENT

5:00 PM

- The Board of Supervisors' weekly agenda and staff reports are available at the following website: www.slocounty.ca.gov. Packets are also available at the County Government Center and may be viewed on-line at the Atascadero, Arroyo Grande, Paso Robles, Nipomo, Morro Bay, SLO City/County Libraries and the SLO Law Library.
- All persons desiring to speak on any Board item, including the Consent agenda, Closed Session or during the general public comment period are asked to fill out a "Board Appearance Request Form" and submit to the Clerk of the Board *prior* to the start of the Board item. Each individual speaker is limited to a MAXIMUM of three (3) minutes.
- Please refer to the information brochure located in the back and outside of the Board Chambers for additional information regarding accommodations under the Americans with Disabilities Act, supplemental correspondence, and general rules of procedure.

9:00 FLAG SALUTE

CONSENT AGENDA – REVIEW AND APPROVAL

The items listed on this portion of the agenda are scheduled for consideration as a group. The staff recommendations will be approved as outlined within the staff report. Any Supervisor may request an item be withdrawn from the Consent Agenda to permit discussion or change the recommended course of action for an item.

Sitting as the In Home Supportive Services Gov. Board

1. Submittal of a resolution approving the July 1, 2015 – June 30, 2017 Memorandum of Understanding between the In-Home Supportive Services Public Authority Governing Board and the United Domestic Services Workers of America, AFSCME Local 3930, AFL-CIO. All Districts.

Items: Set for Hearing:

2. Introduction of an Ordinance amending water service charges in San Luis Obispo County Service Area No. 23, Santa Margarita Water System, Santa Margarita. Hearing date set for December 15, 2015. District 5.

Consent Agenda - Auditor - Controller - Treasurer - Tax Collector Items:

3. Submittal of a cash procedures and internal control review of the Veterans Services Office conducted on April 15, 2015. All Districts.

Consent Agenda - Board of Supervisors Items:

4. Request to appoint Michael Sean Kennedy to the Shandon Public Cemetery District. District 1.
5. Submittal of a resolution recognizing November 15th as "National Philanthropy Day" in San Luis Obispo County. All Districts.

Consent Agenda - Clerk-Recorder Items:

6. Request to approve the minutes of the Board of Supervisors meetings held during the months of June 2015 through September 2015. All Districts.

Consent Agenda - General Services Items:

7. Reject all bids for the Meridian Fire Station Apparatus Bay Expansion project, located at 4050 Branch Road, Paso Robles. District 1.

Consent Agenda - Health Agency Items:

8. Request to approve a FY 2015-16 renewal contract with San Luis Obispo Community College District (Cuesta College) in the amount not to exceed \$143,310 to provide prevention and early intervention mental health and wellness services for Transitional Aged Youth throughout San Luis Obispo County. All Districts.

Presentations

9. Submittal of a resolution recognizing Curt Batson upon his retirement after 19 years of service to the County of San Luis Obispo. All Districts.

10. Submittal of a resolution celebration of Dia de los Muertos in Mission Plaza in San Luis Obispo County. All Districts.
11. Submittal of a resolution commending the professional conduct of County Parks and Sheriff staff during an emergency incident at Lopez Lake Recreational Area. District 4.

Public Comment Period:

12. The general public comment period is intended to provide an opportunity for members of the public to address the Board on matters within the Board's purview that are not scheduled on the current agenda. Individuals interested in speaking are asked to fill out a "Board Appearance Request Form" and submit it to the Clerk of the Board prior to the start of general public comment. When recognized by the Chair, each individual speaker may address the Board and is limited to a MAXIMUM of three (3) minutes or a reasonable period of time as determined by the Board Chairperson.

Board Business:

13. Request approval of a letter to California Secretary for Natural Resources John Laird regarding the regulation and permitting of Sand Mines in San Luis Obispo County. Districts 1 and 5.

Hearings:

14. Hearing to consider amendments to the Agriculture Element and the Conservation and Open Space Element of the General Plan; amendments to Title 8 (Health and Sanitation Code), Title 19 (Building and Construction Ordinance), and Title 22 (Land Use Ordinance) of the County Code in order to implement the Water Neutral New Development and Water Waste Prevention components of the proposed Countywide Water Conservation Program (CWWCP); Ordinance 3274 (County Fee Schedule) to establish new fees associated with the implementation of the proposed CWWCP; and the Position Allocation List for Fund Center 142 – Planning and Building to amend one limited-term Planner I – III position to extend to December 31, 2019. All Districts.

Closed Session Items:

15. CONFERENCE WITH LEGAL COUNSEL - ANTICIPATED LITIGATION (Government Code section 54956.9.) It is the intention of the Board to meet in closed session concerning the following items: (1) Significant exposure to litigation pursuant to paragraph (2) or (3) of subdivision (d) of section 54956.9. Number of potential cases: Two; (2) Initiation of litigation pursuant to paragraph (4) of subdivision (d) of section 54956.9. Number of potential cases: Two.

CONFERENCE WITH LEGAL COUNSEL - PENDING LITIGATION (Government Code section 54956.9.) It is the intention of the Board to meet in closed session concerning the following items: Existing Litigation (Gov. Code, section 54956.9(a)). (Formally initiated.) (3) Mesa Community Alliance v. State of California Department of Parks and Recreation, et al.

CONFERENCE WITH LABOR NEGOTIATOR (Government Code section 54957.6.)
It is the intention of the Board to meet in closed session to have a conference with its Labor Negotiator, Tami Douglas-Schatz, concerning the following employee organizations: (4) San Luis Obispo Government Attorney's Union (SLOGAU); (5) San Luis Obispo County Employees Association – Trades and Crafts (SLOCEA-T&C); (6) Deputy County Counsel's Association (DCCA); (7) Sheriffs' Management; (8) San Luis Obispo County Probation Peace Officers' Association (SLOCPPOA); (9) Deputy Sheriff's Association (DSA); (10) District Attorney Investigators' Association (DAIA); (11) San Luis Obispo County Probation Managers' Peace Officers' Association (SLOCPMPOA); (12) San Luis Obispo County Employees Association – Public Services, Supervisors, Clerical (SLOCEA – PSSC); (13) Unrepresented Management and Confidential Employees; and (14) Association of San Luis Obispo County Deputy Sheriffs (ASLOCDS).

RECESS

1:30 REPORT ON CLOSED SESSION

HEARINGS CONTINUED

October 28, 2015

ITEM F

ATTACHMENT F

LA DWP, other utilities to raise water rates because of drought

By Mike Reicher, Los Angeles Daily News

POSTED: 10/20/15, 5:51 PM PDT

Enjoying those lower water bills from 3-minute showers and your new drought-tolerant landscaping? Well, prepare to pay a little more to make up for your conservation.

Throughout California, consumers have conserved during this four-year drought and purchased less water from their utilities, leaving some water agencies operating in the red and drawing down reserves. Officials now say they need to pass some of the costs back to customers.

The Los Angeles Department of Water and Power will hike rates to cover some of its lost revenue, its civilian board decided Tuesday. Most DWP customers will pay 4 percent more for water beginning in January. The average residential monthly bill will increase from \$49.73 to \$51.53, DWP officials said.

“The reality is that rate increases, surcharges and other pricing adjustments are part of the drought story this year,” Association of California Water Agencies spokeswoman Lisa Lien-Mager said.

DROPPING REVENUES

As revenues drop, utilities still have to cover fixed costs. They have to keep paying employees and maintaining pipes, treatment facilities, aqueducts and reservoirs. Also, they face additional costs during the drought, for public outreach and enforcing water-use restrictions.

“Our customers have done a tremendous job of conserving water,” said DWP budget official Neil Guglielmo, “which is great for the city, but it means there is an impact to our financials.”

Customers paid the DWP \$110.7 million less than the agency expected during fiscal year 2015, which ended June 30, because they used 10 percent less water than forecasted. Based on a city law, the agency is able to recoup \$57 million of the shortfall with Tuesday’s action. The higher rate will last through 2016.

CONSERVATION GOALS

Los Angeles residents and businesses have exceeded the conservation pace set by Mayor Eric Garcetti last year, a DWP official said Tuesday. The mayor called for a 20 percent decrease by 2017. Gov. Jerry Brown issued mandatory urban water cutbacks in April, and some state water districts saw steeper drops.

At the Zone 7 Water Agency, a wholesaler that serves 220,000 customers east of the San Francisco Bay Area, the board of directors may approve a “conservation surcharge” this week that would amount to 18 percent of its water rate. The agency is projecting a negative cash flow this fiscal year.

OVERDRAWN

The Metropolitan Water District, the massive wholesaler in Southern California, has drawn \$154 million from its rainy day reserve fund, according to spokesman Armando Acuna. While the reserves have temporarily covered lower water sales during the drought, MWD officials may increase rates in the budget due April 2016.

Meanwhile, Los Angeles city officials are analyzing a broader “base” rate proposal, which would help repair and replace outdated infrastructure. The DWP board is tentatively set to vote on that increase Dec. 15, and it could take effect April 1.

But even with Tuesday’s rate increase, DWP officials say the average household is conserving enough water that on balance residents will be paying less per month than they paid in fiscal year 2014.