

TO: BOARD OF DIRECTORS
 FROM: MARIO IGLESIAS
 GENERAL MANAGER
 DATE: SEPTEMBER 8, 2017

**AGENDA ITEM
 F
 SEPTEMBER 13, 2017**

GENERAL MANAGER'S REPORT

ITEM

Standing report to your Honorable Board -- *Period covered by this report is August 20, 2017 through September 9, 2017.*

DISTRICT BUSINESS

Administrative

The District encourages residents to provide reports of any observed water waste. The District keeps an accounting of leak adjustments as a measure of non-revenue water lost to leaks. The August data below is current.

Office Activities

	Aug-17	Jul-Aug 2017
Reports of water waste followed up on	0	1
Leak Adjustments	1	4
Leak Adjustment Amount	\$532	\$2,753

Water Resources

1) Total Production (AF)

	Aug-17	Year to date Jul-Aug 2017
Groundwater Production	118.1	243.3
Supplemental Water Imported	<u>85.8</u>	<u>171.8</u>
Total Production	203.9	415.1

In August 2017, NCSD imported 85.8 AF of water over the 31 day period averaging 627 gallons per minute for a daily total of 902,880 gallons per day. For fiscal year 2017-18 [July-2017 through June-2018] the District must import 800 AF of supplemental water. To import this amount of water, NCSD must maintain an average of 66.7 AF per month from the City of Santa Maria. The District imported 85.8 for August 2017, 19.1 AF more than the minimum required to reach the District's import water objective.

Table 2. FY 2018 Demand Reduction as Compared to 2013

	Aug-17	Year-to-Date Jul-Aug 2017
Total Production (AF) for FY 2017-18	203.9	415.1
Total Production (AF) for 2013	<u>274.4</u>	<u>556.8</u>
Reduction	70.4	141.7
Percentage Reduction	25.7%	25.4%

For August 2017, the community's water conservation effort reached 25.7% compared to August 2013.

3) NCSD GW Reduction

The District's purveyor customers, GSWC and WMWC, each claim 16.66% (cumulatively 33.33%) of the imported water NCSD brings onto the basin through the NSWP. Of the 800 AF minimum imported water from the CSM, 266.6 AF will be credited to these two purveyor customers. The credited amount must be added to the District's groundwater pumping total every month to reflect the groundwater pumped by these customers in-lieu of taking imported water from the District. Table 3 below demonstrates the calculus for determining the District's groundwater reduction.

Table 3. NCSD GW Reduction (NCSD GW Well Production plus Purveyor Credit)

	Aug-17	Year-to-Date
NCSD GW Well Production	118.1	243.3
Purveyor Customer Credit (33.3% of Import Water)	<u>28.3</u>	<u>56.7</u>
NCSD Total Calculated GW Production	146.4	300.0
Average GW Production for 2009-2013	<u>284.7</u>	<u>575.9</u>
NCSD Percentage of GW Reduction	49%	48%

Taking into consideration the above referenced purveyor customer credit the District can claim a groundwater pumping reduction of 49% for the month of August compared to the 5-year average from 2009 to 2013. For the first two months of the fiscal year, the cumulative groundwater pumping reduction is equal to 48%. At the current Stage IV level of NMMA's Water Shortage Condition and Response Plan, the District has targeted groundwater reduction level of 50% for the year.

Rainfall Gauge

Rainfall Summary (Reported in inches)	Nipomo East (Dana Hills Reservoirs)	Nipomo South (Southland Plant)
August 2017 Total	0.04	0
July-2017 through June-2018 (Seasonal Total)	0.04	0
<hr/>		
Average Annual Year Rainfall	18	16

Safety Program

- No accidents or incidents to report.

Public Outreach

- The following Public Outreach Program materials are attached:
 - A summary of recent outreach and education activities
 - District related outreach, advertising and news coverage
 - Press release log
 - Website statistics

Supplemental Water Capacity Accounting

The District is not currently accepting applications for new water service.

Supplemental Water Available for Allocation	500	AFY
Supplemental Water Reserved (Will Serve Letters Issued)	-23.2	AFY
Subtotal Net Supplemental Water Available for Allocation	476.8	AFY
Supplemental Water Assigned (Intent-to-Serve Issued)	-169.9	AFY
Total Remaining Supplemental Water Available for Allocation	306.9	AFY

This information is accurate up to July 31, 2017.

Connection Report

The Connection Report is current through July 2017 – updated at 2nd meeting of the month.

Nipomo Community Services District
Water and Sewer Connections

END OF MONTH REPORT

	JAN-17	FEB-17	MAR-17	APR-17	MAY-17	JUN-17	JUL-17
Water Connections (Total)	4364	4365	4369	4370	4377	4383	4383
Sewer Connections (Total)	3154	3155	3159	3160	3162	3168	3168
New Water Connections	0	1	4	1	3	6	0
New Sewer Connection	0	1	4	1	2	6	0
Galaxy & PSHH at Orchard and Division Sewer Connections billed to the County	472	472	472	472	473	473	473

Meetings (August 20 through September 9)

Meetings Attended (telephonically or in person):

- Aug 21, Public Information Program Update
- Aug 22, Rate Study Workshops (2:30 & 6:30)
- Aug 23, Rotary
- Aug 23, NCSD Regular Board Meeting
- Aug 23, General Counsel/Management Team
- Aug 24, NMMA Purveyor Managers
- Aug 24, Cong. Carbajal's Office
- Aug 25, Asset Management Planning – Sedaru
- Aug 25, Rauch – Strategic Planning
- Aug 28, Pauling – Supervisorial Candidate
- Aug 28, Rauch – Strategic Planning
- Aug 28, MKN – Blacklake Sewer Planning
- Aug 29, Mrs. Musch – Story Road Meter
- Aug 29, Eng/Admin Coordination Meeting
- Aug 30, Rotary
- Aug 30, Special Board Meeting – Nipomo Oaks Infrastructure Acceptance
- Aug 30, Boards' 2017 Strategic Plan Workshop
- Aug 30, Santa Maria Times – Interview w/reporter for Water Story
- Aug 31, Robert Rossi – Blacklake Meeting
- Aug 31, Management Team Meeting
- Sept 4, Holiday – Labor Day
- Sept 5, Board Officer Meeting
- Sept 5, Nipomo Senior Center
- Sept 6, Rotary
- Sept 6, Management Team
- Sept 7, Personal Appointment – Admin Leave

Meetings Scheduled (September 10 through August 16):

- Sept 11, Employee Performance Evaluation
- Sept 12, Public Information Program Update
- Sept 13, Rotary
- Sept 13, NCSD Regular Board Meeting
- Sept 13, General Counsel/Management Team
- Sept 14, NCSD Quarterly Safety Meeting
- Sept 14, Blacklake Sewer Discussion – Ms. Goodkind
- Sept 15, Willow Market – Grease Issue
- Sept 15, NMMA-TG

Water Resource Meetings

- NMMA-TG: September 15th @ 10 AM, NCSD Office
- RWMG October 4th @ 10:00 AM, SLO Library
- WRAC: September 6th @ 1:30 PM, SLO Library
- NMMA Purveyor Meeting: September 20th @ 10 AM, NCSD Office
- NCMA/NMMA Managers Meeting: TBD

RECOMMENDATION

Staff seeks direction and input from your Honorable Board

ATTACHMENTS

- A. Public Outreach Program Materials

September 13, 2017

ITEM F

ATTACHMENT A

**NCSO Outreach Summary
September 2017**

Date Started	Outreach	Description	Status	Date Completed
* 8/14/2017	Ad	Conservation ad in 8/18 SM Times	Complete	8/14/2017
* 8/21/2017	Chamber Email Blast	Conservation Tip for Chamber of Commerce weekly email update	Complete	8/21/2017
* 8/21/2017	Ad	Conservation ad in 8/25 SM Times	Complete	8/21/2017
8/16/2017	Water Rate Study	2017 Rate Study Outreach; presentation for 8/22 workshop	Complete	8/22/2017
* 8/23/2017	Ad	Conservation ad for September Gateway Gazette	Complete	8/23/2017
* 8/14/2017	District Newsletter	2017 3rd quarter newsletter for August distribution	Complete	8/24/2017
* 8/28/2017	E-newsletter	Monthly e-newsletter with District August newsletter	Complete	8/28/2017
8/28/2017	Chamber Email Blast	Conservation Tip for Chamber of Commerce weekly email update	Complete	8/28/2017
8/8/2017	Strategic Plan	Planning for 2017 District Strategic Plan Update; open to public	Complete	8/30/2017
* 8/28/2017	Bill Insert	Creation of bill insert regarding Stage IV water shortage for Sept/Oct bills	Complete	8/31/2017
* 8/31/2017	Ad	Conservation ad in 9/7 Sun	Complete	8/31/2017
* 9/5/2017	Chamber Email Blast	Conservation Tip for Chamber of Commerce weekly email update	Complete	9/5/2017
8/18/2017	Social Media	Content posting	Complete	9/7/2017
8/18/2017	Website Updates	Home page; minutes; packets; articles; reports; rate study items; etc	Complete	9/7/2017
8/24/2017	Water Rate Study	Coordination of Water Rate Study notices/protests	In Progress	
9/7/2017	Water Rate Study	Creation of rate study FAQs	In Progress	

* Included in Packet

Nipomo High students hit the books

New ag facility slated for completion in spring 2018

MATTHEW BURCHAGA
mburchaga@csdcentralnews.com

Principal John Denno welcomed students to Nipomo High School Thursday as classes commenced throughout the Lucia Mar Unified School District.

"This is a campus where [the community] knows their kids are going to be cared for," Denno said. "[Nipomo] has a 'family feel' to it; it's hard to get lost and not build a relationship with at least one adult on campus."

The "family feel" Denno referenced is what Diana De Leon, now a senior, recalled feeling on her first day.

"I love it here," she exclaimed, bursting with enthusiasm. "I remember my freshman year, if I had a question about anything or any classes, I could ask anybody on campus and they would lend me a hand. I love the fact that we can walk down the halls and almost anyone on campus will know your name."

"There's no cliques here," she added, "everyone is a family. It's what makes Nipomo very different from other schools. Everyone is very friendly and would help you out with anything."

Denno shared in De Leon's en-



MATTHEW BURCHAGA, STAFF

Students laugh as junior Nathan Swerence sings during Kim Youngblood's Advanced Placement music theory class on Thursday at Nipomo High School.

thusiasm, albeit for different reasons.

"We got to do some really good professional development over the summer," Denno said. "Ten of our staff got to attend a conference which served as a great launching point for some of the initiatives on our campus."

According to Denno, Nipomo High hopes to transition to a full-inclusion model of instruction through campuswide co-teaching,

integrating a general education and special education teacher in most classrooms. Denno said the program aims to foster better integration of the student body, specifically to better support students with disabilities.

As the school year progresses, a new ag facility will be constructed on a plot of land near Nipomo's entrance. In November 2016, voters approved Measure 1, a \$170 million bond measure to repair and mod-

ernize aging facilities and infrastructure. Andy Stenson, assistant superintendent of business, said construction of the new facility was made possible by bond funds.

"If it were not for these dollars, we would not be able to do the work we're talking about right now," he said. "Forty percent of all classrooms are portable and at least half of our bond will go towards eliminating the portables to build permanent classrooms in their place."

Stenson said Nipomo High's new ag facility will be a unique project for the district. Replacing three old portables, the district will construct four permanent classrooms and a 2,100-square-foot walking shop.

"Nearly 40 percent of our students participate in our FFA (Future Farmers of America) program," Denno said, calling it a highlight of the school. "I think this school gets a lot of recognition for their successes. It's going to be nice to have a facility that updates from three very old, portable classrooms. It's all going to benefit our kids."

According to Stenson, the new facility will be finished by spring 2018.

While senior Kyler Vernon will most likely be preparing for finals by the time the new facility is opened, he credits his experience in FFA at Nipomo as a major factor motivating him to pursue higher education. Vernon plans to attend Butler Community College in El Dorado, Kansas, before continuing his studies at Oklahoma State.

"FFA is my life," Vernon said. "It's what I do. It's a key to the success of my high school career and has driven my college career and overall working career. I've spent a lot of time on the road away from the school participating at different competitions with other high schools. I've become close with students not just at Nipomo, but also students outside of our school."

Street fairs, big bands and a wine country festival



TONI WEITZEL

Critter Corner: We have had a very funny thing happen and we are enjoying it more than we thought we would. My hubby gets the dog next door treats, so when he is outside doing stuff he gets a handful of dog treats or just plain dog food, and gives it to her. He also leaves some of it on the table and some times forgets to give it to her. Well, the jays have discovered it and they are the baby jays that have not lost all their baby down yet. They are having a ball with those treats. They take them like they are a great find and off they go, only to bring back four or five other jays looking for this great find. They are too funny. They all want to claim the find but are too young and just do not know what is up just yet. Their antics are hysterical. When a full-grown jay arrives and looks at the stuff as if it was nothing they all go into a tizzy. It is very funny, and needs to be seen.

2017 Stone Soup Music Festival Street Fair is taking place at Ramona Garden Park in Grover Beach, on Saturday, Aug. 26, from 10 a.m. to 9:30 p.m. and Sunday,

Aug. 27, from 11 a.m. to 5 p.m. They will feature a craft fair, food vendors, and Dune Run 5 and 10K races. Bring your dog and enter it into the Mardi Paws Parade. It's a good family event with lots of music and fun for everyone.

Battle of the Big Bands is taking place at the Clark Center for Performing Arts Center, located at 487 Fair Oaks Ave. in Arroyo Grande. Tickets are available at www.BATTLEofthe-BIGBANDS.com or (805) 489-9444. There will be 30 musicians featured and two big bands - a Tribute to Glenn Miller and Tommy Donsey. This event takes place on Saturday, Aug. 26 at 2 p.m. and should be a fun event.

Santa Maria Coin Club will hold their monthly meeting at Edwards Community Center, 809 Panther Drive in Santa Maria. The meeting is held every third Wednesday at 7 p.m. All are welcome to attend, and bring your coins for free appraisals.

Nipomo Newcomers and Social Club: Do not forget their meet-up taking place on Sunday, Aug. 27 at the Rotary Bandstand in Heritage Square Park at 205 Nelson St., Arroyo Grande. Time is 12:15 to 12:45 p.m. Music starts at 1 p.m. with the Starlight Dream Band

and In Time Trio and featuring Newcomers own Becky Robinson. Questions call 916-903-8030.

Old Town Orcutt: The Wine Country Ride, Run, and Taste Event is taking place on Saturday, Sept. 2 with live music, an artisan market and tasting booths. Contact www.tourandtasteofthevalley.org or call (805) 354-7421. Proceeds to benefit Boys and Girls Club of Santa Maria Valley.

Blacklake Fall Golf Classic: All golfers are welcome. The event will take place on Thursday, Oct. 19 at Blacklake Golf Resort. Event supports Lions Backpacks for Kids, Eyesight for Kids. Bring your old glasses and cell phones. It is a modified scramble format so bring a team or they will help you build one. Contact Mark Winn, 743-0644, Larry Winneen, 929-2011, Bill Criss, 343-1971, Bob McGill, 714-0237, Wally Crookes, 219-5011, to sign up or for additional information. Registrations are now being taken.

Toni Weitzel is the owner of the Best of Everything, featuring unique gifts and gift baskets, and a former president of the Nipomo Chamber of Commerce. Nonprofit and other community organizations may submit items for this column by contacting her at 343-0283 or towitzel3@gmail.com.

AT THE FARMERS MARKET

Cooler summer delaying produce

Here we are in the peak of the growing season, and as you would expect, things are really moving along. There's a lot of picking and watering to be done out in the field, plus we have to find time to go to the Farmers Market and sell everything. Still, busy is good, right? But things could be better, and we only have Mother Nature to blame.

You may have noticed that this summer is very cool compared to other years. This may cut down on your air conditioning bill, but it also is affecting what's going on in the field. Simply put, things are not growing as fast as they normally do. Now this just means that certain items will arrive at the market later than is normal, but they will get there. What is noticeably late this year are the tomatoes, peppers, and corn. At least there are some tomatoes right now, but the peppers and corn are just going to have to wait for warmer weather. Keep your fingers crossed, and keep checking at the Farmers Market.

Another problem related to the weather is the big increase in the number of rodents running around - especially squirrels and gophers. I'm sure you know what I'm talking about. Every time I drive down the road, there are squirrels running all over the place. We can trace the huge increase in rodents directly to all the rain we had last winter. With all the rain came a lot of weeds, and the weeds end up being a huge food supply for the squirrels. For me personally, they haven't bothered much of my crops. But they have made a mess of the grounds with all the holes they have managed to create.

Anyway, we are still in business here at the Nipomo Farmers Market, so come on by and check what's happening. Robert is still bringing fresh fruits from Fresno. This last week there were peaches and nectarines as well as table grapes. I still had a customer asking for apricots, even though their season was two months ago. Check in with the expert to find out when your favorite fruits are at the market.

While the tomatoes are coming on slowly, that doesn't mean that they are nonexistent. Three vendors have tomatoes right now, and new varieties will be coming as the weeks go by. If you are looking for something a little different, try the tomatoes. It has been warm enough to produce melons here locally. There

are both watermelons and cantaloupes for sale on Willie's table. They are grown right here in Santa Maria, and are definitely worth eating.

The Black Mission figs started to show up two weeks ago, and they are selling quite well. Their season lasts until the middle of October, so you will have plenty of time to come on by and check them out. There is no season on lemons and limes, they just keep on producing year-round. Feel free to take home as many as you can carry. The same goes for all the baked goods that you can get at the market. The more the merrier.

So be sure to put the Nipomo Farmers Market on your to-do list. We are in operation each Sunday between 11:30 a.m. and 2:30 p.m. just look for the tents in the parking lot at March 4th. See ya!

Grower Glenn Johnson writes a regular column for more information about the market, visit www.nipomofarmersmarket.com.

Nipomo Area Senior Center

We are a non-profit organization which offers fresh coffee and pastries in the morning. We have Tai Chi, Exercise class, monthly dine-out and potlucks, Bunco, Bingo and on Fridays we show movies. Come join the fun! For more information please give us a call or stop by, 200 E. Dana St., Nipomo, 805-929-1615. Hours: 9am-1pm during the week and closed on weekends and holidays.



Nipomo Community Services District

Invites You To a Public Workshop

2017 Water Rate Study

Tuesday, August 22, 2017
2:30 PM - 4:00 PM
AND
8:30 PM - 8:00 PM

Nipomo CSD's Jon S. Seitz Board Room
148 S Wilson St, Nipomo


Join the conversation!

Come hear about the rate-setting process, the proposed rates and ask questions.

For more information, contact info@ncsd.ca.gov or 805-929-1133

Jessica Matson

From: Nipomo Chamber of Commerce <info@nipomochamber.org>
Sent: Wednesday, August 23, 2017 12:19 PM
To: Jessica Matson
Subject: Weekly News - August 23, 2017



Nipomo
CHAMBER OF
COMMERCE

Weekly News

August 23, 2017

August Luncheon Cancelled.
We apologize, but due to some last minute complications, we had to cancel the August Luncheon which was scheduled for the 24th. We will see you in September!

For Info Contact:

Board of Directors
admin@nipomochamber.org

Chamber Hours

By Appointment

239 W. Tefft St.
Nipomo, CA 93444

Office: 805.929.1583

Fax: 805.929.5835

info@nipomochamber.org

President's Circle

Sponsors

Community Health Centers

Nipomo Recreation

Wells Fargo Bank

Rabobank

Major

Sponsors

34th Annual Octoberfest



APPLICATION

Saturday, October 7, 2017

11am - 5pm

Sunday, October 8, 2017

11am - 4pm

Nipomo Community Park
(Corner of Tefft St. & Pomeroy Rd.)

The Octoberfest will be here before you know it! We don't allow duplicate vendors so get your Vendor Application [here!](#)

The Tri-Tip BBQ Contest returns, but space is limited. Get your entry form [here!](#)

Have you seen all the great August Workshops offered by SCORE? Click [HERE](#) for a complete list.



USE WATER WISELY!

Make Water Conservation a California Way of Life

Visit us for tips at:
www.ncsd.ca.gov |   [/NIPOMOCSD](#)



Nipomo Community Services District



Saturday,
Sept 23, 2017
5:00 pm - 9:30 pm

**OLDE TOWNE NIPOMO
4TH ANNUAL LUAU**

Birchwood Farms
323 W. Tefft St.
Nipomo, CA

[CoastHills](#)

[Phillips 66 Santa Maria](#)

[Rotary Club of Nipomo](#)

[The Monarch Club](#)

[Obispo Wealth Management](#)



Backpack recipients with their new bags.

CONTRIBUTOR

Donor creates 25 backpacks for kids returning to school

Gift supports families whose children have cancer, disabilities and special needs

STAFF REPORT

Because of Anita Williamson, 25 children are heading back to school this fall with brand new personalized backpacks full of goodies and school supplies.

When Williamson got the idea for this creative way to support children in San Luis Obispo County, she reached out to nonprofit organization Jack's Helping Hand to ask if backpacks and school supplies would be a benefit to families.

Jack's Helping Hand provides assistance to local

families whose children have cancer, disabilities or special needs.

Jack's Helping Hand connected Williamson with families in the area with children heading back to school. Each of these families was sent a questionnaire asking the children to fill in their favorite things.

"Many of these children are experiencing difficult circumstances, or watching a sibling do so," said Williamson. "It's important to me that they each feel sup-

ported on a personal level."

Once she received the questionnaires back, she personalized backpacks and lunch boxes to match the answers she received. Williamson filled every pocket and pouch of each backpack with school supplies and treats, making sure each child was equipped with plenty of goodies for the re-

turn to school. This isn't the first time that Jack's Helping Hand has been the recipient of Williamson's generosity. She previously donated Mother's Day and Father's Day gift cards to the parents of families served by Jack's Helping Hand.

"We are so thankful for community members like Anita who look for thoughtful ways to give," said Karen Beggs, executive director of Jack's Helping Hand. "It was such a personal way to make each child feel special. They are so excited to take their backpacks and lunchboxes back to school with them this year."

turn to school.

This isn't the first time that Jack's Helping Hand has been the recipient of Williamson's generosity. She previously donated Mother's Day and Father's Day gift cards to the parents of families served by Jack's Helping Hand.

"We are so thankful for community members like Anita who look for thoughtful ways to give," said Karen Beggs, executive director of Jack's Helping Hand. "It was such a personal way to make each child feel special. They are so excited to take their backpacks and lunchboxes back to school with them this year."

OUR NIPOMO

Lifeline screenings, expo and street festival this week

Critter Corner: All our critters seem to be doing quite well for themselves, we have had no new additions as yet, and not too many arguments among those we currently have. Our jay birds are still having a ball with the handful of dog kibble my hubby leaves on the table. They have the best time with it, they act as if it is a great find, and go crazy over it. We just watch them and enjoy all their antics and all the fuss they make over it.

Blacklake Golf Resort will hold **lifeline screenings** on Thursday, Aug. 31. Pre-registration is required. Please call 1-800-364-0457 using code FHSM402. These screenings are important. Many of my friends have told me how they have benefited from them, and the cost is so minimal that it is well worth it, and it catches things before they occur.

Reminders: The Home Garden and Gourmet Expo is taking place on Saturday, Aug. 26 and Sunday, Aug. 27 from 10 a.m. to 5 p.m. Saturday and Sunday from 10 a.m. to 4 p.m. at the Paso Robles Event Center. Admission is free. Contact (805) 772-4600 or InspireExpo.com. Come and enjoy, it is always fun.

Avocado Margarita street festival in Morro

Bay: This event will take place on Saturday, Sept. 9, from 10 a.m. to 7 p.m. on the waterfront in Morro Bay. There will be music, contests, art work, and you might even win a year's supply of local avocados. How great is that? I am told it is a great street festival. I will get there one of these days. Cost is \$5 in advance, \$7 at the door. Enjoy.

San Luis Obispo County public libraries will feature a children's preschool rAR on Wednesday, Sept. 6, from 10:30 to 11:30 a.m., Read to Rover on Thursday, Sept. 7, from 3 to 4 p.m., an Origami workshop on Saturday, Sept. 9 from 2 to 3 p.m. Come learn how to do and make lovely creations. Contact Nipomo Library at (805) 929-3904.

Reminder: The Blacklake Fall Golf Classic is taking place Thursday, Oct. 19. All golfers are welcome. This event supports the Nipomo Lions Club Backpack for Kids and Eyesight for Kids. Early sign ups are most appreciated. Contact Mark Weitzel 343-0644. Bring your old glasses and cell phones.

Toni Weitzel is the owner of the Best of Everything, featuring unique gifts and gift baskets, and a former president of the Nipomo Chamber of Commerce. Nonprofit and other community organizations may submit items for this column by contacting her at 343-0293 or toniweitzel@gmail.com.

INSIDE NCSD

Government works best with trust between its leaders

Water providers on the Central Coast should find ways to work together for the interests of their constituents. Most communities on the Central Coast have government agencies overseeing their water supplies.

In this water-challenged time, people want the reassurance, security, and knowledge

that the essential water services they depend on will be there when they need it. And people want to have confidence that they are getting these services at a fair price. These challenges are greater than a single water provider can overcome and that is why governing bodies charged with providing water must

work together. Shared challenges are numerous and opportunities to meet these challenges are endless when government leaders develop trust between one another and their constituency. Without trust, things don't get done. Trust is built by individuals who demonstrate how to behave when they have the advantage.

In the Santa Maria Valley there is clear evidence that government can work in this manner. Examine the progress made between the City of Santa Maria and the water providers on the Nipomo Mesa and the evidence is clear: government does work when trust is built.

The City of Santa Maria has a history of insightful government leadership when it comes to securing their community's water needs. They recognized

the value of water early on and committed far more than any other single community in the surrounding area to developing a long-range solution.

With the trust of the community, government leadership had the ability to act. A healthy community needs a reliable water source and city leaders had the courage to commit financially to a host of water projects that secure a reliable water supply for their residents. Poised to grow a strong economy, city leaders could have been content in their position. Instead, they choose to demonstrate how government should use their advantage.

The leadership of Santa Maria recognized that by extending their community to include others they increase the strength and reliability of their own assets. They have created

value for their neighbors at no expense to their constituency and demonstrated to other government entities how cooperative behavior can lead to greater success.

The City of Santa Maria has committed to selling water to the Nipomo Community Services District for the foreseeable future. In return the city has increased their customer base and spread the costs of running the city's water utility over a broader base and that keeps the price of water down.

Thankfully, good government functions like good businesses function—they both look for opportunities to benefit the communities they serve. Leaders of both demonstrate courage and lead by example. It is easy to discount the efforts of good governance when we see the dysfunctional

forces of bad governance.

But for a moment, consider the good that has come from two government agencies working together to do the right thing. The City of Santa Maria and the communities on the Nipomo Mesa are joined together by a contract, a pipeline, and a common goal of providing safe, healthy water to their residents. This success story demonstrates how trust between those

that serve in government can improve the lives of those served by government.

Until next time ...
Mario Iglesias is the general manager of the Nipomo Community Services District. He can be reached by calling 929-1133 or by email at info@ncsd.ca.gov. For more information, visit <http://nipomocsd.com>. Follow NCSD on Facebook or on Twitter @NipomoCSD.

Make Water Conservation a California Way of Life

USE WATER WISELY!

Visit us for tips at:
www.ncsd.ca.gov

NIPOMO
Nipomo Community Services District

The Dana Adobe or "Casa de Dana" is a historic building in Nipomo. It was the home of Boston sea captain William Dana, who in 1837 was granted the 37,888-acre (Rancho Nipomo in Southern California. Captain Dana hosted figures such as Henry Tefft and John C. Fremont in his Nipomo home, which also served as an important exchange point on California's first official mail route between Monterey and Los Angeles. The building is listed on the National Register of Historic Places. The entire Rancho Nipomo is listed as a California Historical Landmark. To learn more: <http://www.danaadobe.org>

SPONSORED BY: Miller Enterprises 929-1213

SLO SOUTH COUNTY BACKSTORY

OLDE TOWNE NIPOMO



The photograph that has become known as "Migrant Mother" is one of a series of photographs that Dorothea Lange made of Florence Owens Thompson and her children in February or March of 1936 in Nipomo, California. Lange was conducting a month's trip photographing migratory farm

laborers around the state for what was then the Resettlement Administration. In 1960, Lange gave this account of the experience: "I saw and approached the hungry and desperate mother, as if drawn by a magnet." https://www.loc.gov/rr/print/s6/129_p01m.html

Desk of: **Lynn Compton**, 4th District Supervisor

I would like to congratulate the Dana Adobe Cultural Center and Arts & Business Coalition with SCVC for receiving Infrastructure/Beautification Grants from San Luis Obispo County. It is great to see the County reinvest into our community. The purpose of this program is to fund one-time public infrastructure and/or beautification projects deemed to be of benefit to the unincorporated areas of the County. Each year the County gives a total of \$100,000 to groups all around the County. The Dana Adobe received \$4,000 for an ADA accessible trail extension from the visitor center to the Chumash interpretive gardens and story panels. The South County Visitor Services was granted \$14,000 for the beautification of water and electrical utility boxes, decommissioned fire hydrants, and two monument signs. 14 other groups across the County received these funds. I look forward to seeing these project completed. The application for the 2017-2018 Infrastructure/Beautification Grant will be available in the Fall.



If you know of any groups in South County that are interested in applying, please call my office at (805)-781-4337 or send me an email at district4@co.slo.ca.us.



Nipomo Area Water Purveyors Encourage Nipomo Residents to Continue Conserving

Make Water Conservation a California Way of Life



USE WATER WISELY!

Visit us for tips at:
www.ncsd.ca.gov |   /NipomoCSD



Nipomo Community Services District

Contact us at 805-929-1133 | www.ncsd.ca.gov | info@ncsd.ca.gov



148 S. Wilson Ave.
PO Box 326
Nipomo, CA 93444

NIPOMO COMMUNITY SERVICES DISTRICT

ELECTED BOARD

Dan A. Gaddis, *President*
Ed Eby, *Vice President*
Bob Blair, *Director*
Craig Armstrong, *Director*
Dan Woodson, *Director*

STAFF

Mario Iglesias, *General Manager*
Lisa Bognuda, *Finance Director*
Peter Sevcik, *Director of Engineering and Operations*
Jessica Matson, *Public Information Director*



AUGUST 2017

Nipomo Community Services District



Important Information from Nipomo Community Services District • Issue 18

Nipomo Water Shortage Continues Make water conservation a California way of life

In July, the District's Board of Directors heard a presentation from consulting geo-hydrologist, Dr. Brad Newton, regarding Nipomo groundwater levels and reviewed the District's Water Shortage Response and Management Plan (WSRMP). After public comment and discussion, the Board concluded the District will remain in Stage IV in accordance with its WSRMP. The Board directed staff to continue enforcing current actions and not impose additional Stage IV actions. Given the Board's decision, the District is still not accepting new applications for water service.

The Water Shortage Response and Management Plan is based on five escalating stages of drought. In Stages III through V, there are targeted reductions in water use designed to protect long-term groundwater supplies. Stage IV represents Severe Water Shortage Conditions and sets a goal of reducing District's groundwater pumping by 50%.

Though the central coast received an above-average amount of rain over the recent winter, Nipomo's groundwater supply did not improve to a level sufficient to lift it out of Stage IV of the Water Shortage Response and Management Plan.

The drought continues to affect our community. With last winter's above-average rainfall, much of the State has declared an end to the drought. However, the Nipomo Mesa groundwater basin is slow to respond to rain-water runoff, leaving water levels in a severe condition.

The District thanks customers for their conservation efforts. Their efforts along with supplemental water from the City of Santa Maria allowed the District to see a 51% reduction in groundwater pumping from July 2016 to June 2017. The District is working with neighboring water agencies to encourage all residents to continue helping protect Nipomo's water supply by using water wisely.

For more information about Nipomo's water supply, conservation programs and other water related issues, please visit the District's website at www.ncsd.ca.gov.

Our Website Has Resources for You

CONSERVATION TIPS

The District's website provides tips on how to reduce water use at home. Visit www.ncsd.ca.gov and click on the "Conservation" quick link in the upper right of the home page.

SIGN UP FOR NEWS AND ALERTS

Sign up on our website to receive meeting, news, and emergency notifications from the District.

YOU CAN ALSO CALL OR EMAIL ANY TIME

As always, if you have any questions, concerns, or feedback, we want to hear from you. Feel free to contact us at info@ncsd.ca.gov or at 805-929-1133.

Go to: www.ncsd.ca.gov

Connect with us:   /NipomoCSD

USE WATER WISELY

Make Water Conservation a California Way of Life



Nipomo Community Services District

148 S. Wilson St, PO Box 326, Nipomo, CA 93444 | 805-929-1133 | info@ncsd.ca.gov | www.ncsd.ca.gov

Make Water Conservation a California Way of Life

Conservation Update

The District's conservation efforts remain steady. In July, the District produced 211 acre feet or about 68 Million gallons of water to meet customer demand. This equates to a 25.2% reduction in overall production compared to July 2013. Additionally, thanks to the arrival of supplemental water in July 2015, groundwater pumping during July was 47.2% lower than the 5-year average for July, just missing the Stage IV 50% pumping reduction target* due to peak water use season. It is expected that the 50% annual pumping reduction will be reached for the year.

**In April, the Governor lifted the State-mandated reduction targets. The District continues to be in a Stage IV water shortage in accordance with the Water Shortage Response and Management Plan.*

Water Saver 'Star'

Many residents are doing their part to use water wisely. For this newsletter issue, the District is featuring Mr. Wells on N Mallagh Street.

Mr. Wells uses rain barrels and a home-built greywater system which recycles his kitchen and laundry water for use on his landscaping and other household water needs. In addition, Mr. Wells converted his landscaping to drought tolerant.

Mr. Wells's water wise efforts have allowed him to use well under the average of 25 units per two-month billing cycle. Below are photos of the rain barrels and home-built greywater system as well as the home's drought-tolerant landscaping.

As always, saving water saves money! Visit the District's website at www.ncsd.ca.gov for tips.



Share how you use water wisely by contacting the District at info@ncsd.ca.gov

Changes to the Water Rate Structure Proposed



The 2017 Water Rate Study is currently underway. Rate studies are conducted to assess the current and projected financial 'fitness' of the District's various independent funds. The water fund, which all District water customers support through rates, is being evaluated and changes to the rate structure are proposed. The District's last rate structure evaluation and rate study was adopted in September 2010. The last water rate increase became effective on November 1, 2015 and was based on the 2010 5-year rate study.

The District depends upon water user fees to fund operating and maintenance costs, to rehabilitate and replace equipment and infrastructure for the water distribution system, and to purchase supplemental water. The District is fully committed to serving existing and future generations of residents in the most efficient manner possible, while protecting both public health and the environment.

The proposed rates would eliminate tiered rates and, instead, impose a uniform rate per unit used. The rate per unit would be the same for all users. Additionally, the proposed rates would eliminate the separate Supplemental Water rates. These rates would be included in the bimonthly rates. The table below provides examples of bi-monthly single-family residential bills that are expected as a result of implementing the proposed Water Rate increase.

Description	Use (HCF)	Current Bill			Proposed December 1, 2017 Bill			Percent Change
		Service Charge	Volume Charge	Bill	Service Charge	Volume Charge	Bill	
Very Low	0	\$58.12	\$0.00	\$58.12	\$42.51	\$0.00	\$42.51	(\$15.61) -26.9%
Low	5	\$58.12	\$17.00	\$75.12	\$42.51	\$24.85	\$67.36	(\$7.76) -10.3%
Median	10	\$58.12	\$34.00	\$92.12	\$42.51	\$49.70	\$92.21	\$0.09 0.1%
Average	19	\$58.12	\$64.60	\$122.72	\$42.51	\$94.43	\$136.94	\$14.22 11.6%
High	25	\$58.12	\$85.58	\$143.70	\$42.51	\$124.25	\$166.76	\$23.06 16.0%
Very High	40	\$58.12	\$145.28	\$203.40	\$42.51	\$198.80	\$241.31	\$37.91 18.6%
	50	\$58.12	\$196.98	\$255.10	\$42.51	\$248.50	\$291.01	\$35.91 14.1%

Public workshops were held in August and the Notice of Public Hearing was mailed to owners of record with instructions on how to protest. The Public Hearing to consider adopting the rates is scheduled for October 11th at 9 AM. If adopted, the rates will go into effect December 1, 2017. The report can be viewed on the District's website at www.ncsd.ca.gov.



Answers to Frequently Asked Questions

Is e-mail billing available?

Yes. The District can now e-mail a bill to owners or property management. Contact the District, if interested. (Paper bills still available).

How can I pay my utility bill?

- Pay in person at the District office during regular business hours (M-F 8 AM - 4:30 PM, 148 S Wilson St, Nipomo)
- Mail a check or money order to NCSO, P.O. Box 326, Nipomo, CA 93444 (Note: postmarks are not accepted)
- Drop a check or money order in the green drop box located in the driveway at 148 S Wilson St, Nipomo
- Pay online by visiting www.ncsd.ca.gov (Note: Official Payments processes the payments on the District's behalf and charges a \$3.95 convenience fee per transaction)
- Sign up for Auto Pay with the District
- Use your bank's online bill-pay service

Jessica Matson

From: Nipomo CSD <info=ncsd.ca.gov@mail30.us4.mcsv.net> on behalf of Nipomo CSD <info@ncsd.ca.gov>
Sent: Monday, August 28, 2017 2:41 PM
To: Jessica Matson
Subject: Quarterly Newsletter: Make Water Conservation a California Way of Life



Monday, August 28, 2017

[View this email in your browser](#)

[Share](#) [Tweet](#) [Forward](#)

[Click here to view the whole newsletter](#)

AUGUST 2017



Nipomo Community Services District

Important Information from Nipomo Community Services District • Issue 18

Nipomo Water Shortage Continues

Make water conservation a California way of life

In July, the District's Board of Directors heard a presentation from consulting geo-hydrologist, Dr. Brad Newton, regarding Nipomo groundwater levels and reviewed the District's Water Shortage Response and Management Plan (WSRMP). After public comment and discussion, the Board concluded the District will remain in Stage IV in accordance with its WSRMP. The Board directed staff to continue enforcing current actions and not impose additional Stage IV actions. Given the Board's decision, the District is still not accepting new applications for water service.

The Water Shortage Response and Management Plan is based on five escalating stages of drought. In Stages III through V, there are targeted reductions in water use designed to protect long-term groundwater supplies. Stage IV represents Severe Water Shortage Conditions and sets a goal of reducing District's groundwater pumping by 50%.

Though the central coast received an above-average amount of rain over the recent winter, Nipomo's groundwater supply did not improve to a level sufficient to lift it out of Stage IV of the Water Shortage Response and Management Plan.

The drought continues to affect our community. With last winter's above-average rainfall, much of the State has declared an end to the drought. However, the Nipomo Mesa groundwater basin is slow to respond to rain-water runoff, leaving water levels in a severe condition.

The District thanks customers for their conservation efforts. Their efforts along with supplemental water from the City of Santa Maria allowed the District to see a 51% reduction in groundwater pumping from July 2016 to June 2017. The District is working with neighboring water agencies to encourage all residents to continue helping protect Nipomo's water supply by using water wisely.

For more information about Nipomo's water supply, conservation programs and other water related issues, please visit the District's website at www.ncsd.ca.gov.

Nipomo Community Services District

148 S. Wilson St, PO Box 326, Nipomo, CA 93444 | 805-929-1133 | info@ncsd.ca.gov | www.ncsd.ca.gov

Make Water Conservation

Conservation Update

The District's conservation efforts remain steady.

In July, the District produced 211 acre feet or about 68 Million gallons of water to meet customer demand. This equates to a 25.2% reduction in overall production compared to July 2013. Additionally, thanks to the arrival of supplemental water in July 2015, groundwater pumping during July was 47.2% lower than the 5-year average for July, just missing the Stage IV 50% pumping reduction target* due to peak water use season. It is expected that the 50% annual pumping reduction will be reached for the year.

**In April, the Governor lifted the State-mandated reduction targets. The District continues to be in a Stage IV water shortage in accordance with the Water Shortage Response and Management Plan.*

Water Saver 'Star'

Many residents are doing their part to use water wisely. For this newsletter issue, the District is featuring Mr. Wells on N Mallagh Street.

Mr. Wells uses rain barrels and a home-built greywater system which recycles his kitchen and laundry water for use on his landscaping and other household water needs. In addition, Mr. Wells converted his landscaping to drought tolerant.

Mr. Wells's water wise efforts have allowed him to use well under the average of 25 units per two-month billing cycle. Below are photos of the rain barrels and home-built greywater system as well as the home's drought-tolerant landscaping.

As always, saving water saves money! Visit the District's website at www.ncsd.ca.gov for tips.



Share how you use water wisely by contacting the District at info@ncsd.ca.gov

on a California Way of Life

Changes to the Water Rate Structure Proposed



The 2017 Water Rate Study is currently underway. Rate studies are conducted to assess the current and projected financial 'fitness' of the District's various independent funds. The water fund, which all District water customers support through rates, is being evaluated and changes to the rate structure are proposed. The District's last rate structure evaluation and rate study was adopted in September 2010. The last water rate increase became effective on November 1, 2015 and was based on the 2010 5-year rate study.

The District depends upon water user fees to fund operating and maintenance costs, to rehabilitate and replace equipment and infrastructure for the water distribution system, and to purchase supplemental water. The District is fully committed to serving existing and future generations of residents in the most efficient manner possible, while protecting both public health and the environment.

The proposed rates would eliminate tiered rates and, instead, impose a uniform rate per unit used. The rate per unit would be the same for all users. Additionally, the proposed rates would eliminate the separate Supplemental Water rates. These rates would be included in the bimonthly rates. The table below provides examples of bi-monthly single-family residential bills that are expected as a result of implementing the proposed Water Rate increase.

Single-family Residential									
Description	Use (RCF)	Current Bill			Proposed December 1, 2017 Bill				
		Service Charge	Volume Charge	Current Bill	Service Charge	Volume Charge	Proposed Bill	Dollar Difference	Percent Change
	0	\$58.12	\$0.00	\$58.12	\$42.51	\$0.00	\$42.51	(\$15.61)	-26.9%
Very Low	5	\$58.12	\$17.00	\$75.12	\$42.51	\$21.85	\$67.36	(\$7.76)	-10.3%
Low	10	\$58.12	\$34.00	\$92.12	\$42.51	\$49.70	\$92.21	\$0.09	0.1%
Medium	19	\$58.12	\$64.60	\$122.72	\$42.51	\$94.43	\$136.94	\$14.22	11.6%
Average	25	\$58.12	\$85.58	\$143.70	\$42.51	\$124.25	\$166.76	\$23.06	16.0%
High	40	\$58.12	\$145.28	\$203.40	\$42.51	\$198.80	\$241.31	\$37.91	18.6%
Very High	50	\$58.12	\$196.98	\$255.10	\$42.51	\$248.50	\$291.01	\$35.91	14.1%

Public workshops were held in August and the Notice of Public Hearing was mailed to owners of record with instructions on how to protest. The Public Hearing to consider adopting the rates is scheduled for October 11th at 9 AM. If adopted, the rates will go into effect December 1, 2017. The report can be viewed on the District's website at www.ncsd.ca.gov.

Answers to Frequently Asked Questions



Is e-mail billing available?

Yes. The District can now e-mail a bill to owners or property management. Contact the District, if interested. (Paper bills still available).

How can I pay my utility bill?

- Pay in person at the District office during regular business hours (M-F 8 AM - 4:30 PM, 148 S Wilson St, Nipomo)
- Mail a check or money order to NCSD, P.O. Box 326, Nipomo, CA 93444 (Note: postmarks are not accepted)
- Drop a check or money order in the green drop box located in the driveway at 148 S Wilson St, Nipomo
- Pay online by visiting www.ncsd.ca.gov (Note: Official Payments processes the payments on the District's behalf and charges a \$3.95 convenience fee per transaction)
- Sign up for Auto Pay with the District
- Use your bank's online bill-pay service

Contact us at **805-929-1133** | www.ncsd.ca.gov | info@ncsd.ca.gov



148 S. Wilson Ave.
PO Box 326
Nipomo, CA 93444

PRSRT MKTG
US Postage
PAID
Pismo Beach, CA
Permit #106

NIPOMO COMMUNITY SERVICES DISTRICT

ELECTED BOARD

Dan A. Gaddis, *President*
Ed Eby, *Vice President*
Bob Blair, *Director*
Craig Armstrong, *Director*
Dan Woodson, *Director*

STAFF

Mario Iglesias, *General Manager*
Lisa Bognuda, *Finance Director*
Peter Sevcik, *Director of
Engineering and Operations*
Jessica Matson, *Public
Information Director*

Our Website Has Resources for You

CONSERVATION TIPS

The District's website provides tips on how to reduce water use at home. Visit www.ncsd.ca.gov and click on the "Conservation" quick link in the upper right of the home page.

SIGN UP FOR NEWS AND ALERTS

Sign up on our website to receive meeting, news, and emergency notifications from the District.

YOU CAN ALSO CALL OR EMAIL ANY TIME

As always, if you have any questions, concerns, or feedback, we want to hear from you. Feel free to contact us at info@ncsd.ca.gov or at 805-929-1133.

Go to: www.ncsd.ca.gov

Connect with us:   [/NipomoCSD](https://www.facebook.com/NipomoCSD)

USE WATER WISELY



**Make Water
Conservation a
California
Way of Life**

We welcome feedback and comments. Reach out to us using one of the links below and feel free to share with others.



Copyright © 2017 Nipomo Community Services District, All rights reserved.
You are receiving this email because you opted in on our website.

Our mailing address is:
Nipomo Community Services District
PO Box 326
148 S. Wilson St.
Nipomo, CA 93444

[Add us to your address book](#)

[unsubscribe from this list](#) [update subscription preferences](#)





USE WATER WISELY

**Make water conservation a
California way of life.**

**For tips go to our website:
www.ncsd.ca.gov**



Nipomo Community Services District

USE WATER WISELY

Water shortage conditions continue.

Though the central coast received an above-average amount of rain over the recent winter, Nipomo's groundwater supply did not improve to a level sufficient to lift it out of Stage IV of the Water Shortage Response and Management Plan.

The District thanks customers for their conservation efforts. Their efforts along with supplemental water allowed the District to see a 51% reduction in groundwater pumping from July 2016 to June 2017. The District is working with neighboring water agencies to encourage all residents to continue helping protect Nipomo's water supply by using water wisely. Here's some tips:


Outdoors

- ◆ Convert to drought-tolerant landscaping.
- ◆ Regularly check irrigation system timers to insure settings are correct and watering times are minimized.
- ◆ Check for irrigation system leaks.

Indoors

- ◆ Check for leaks. Toilets are often "silent culprits." Stop by the office for free toilet tabs.
- ◆ Take shorter showers.
- ◆ Only wash full loads.

Visit the District's website for more information.



Nipomo Community Services District

info@ncsd.ca.gov

www.ncsd.ca.gov

Every child deserves
SOMEONE CHEERING
for them in the stands!



JOIN US for an upcoming informational meeting to see how YOU could make a difference in a youth's life!

There are still hundreds of youth in Santa Barbara County that need loving homes! Learn about our local kids, their needs & the joys they can bring to your home!

Informational Meetings:

September 12th from 6-8pm

Pathways Family Services

218 W. Carmen Lane, #209 in Santa Maria

September 14th from 6-8pm

American Red Cross- Class Room A

2707 State St in Santa Barbara

Or visit our booth at the Dos Pueblos vs Righetti Football game, September 8th at 4pm at Righetti High School!



OurCountyOurKids.org • 866.899.2649 • Facebook OurCountyOurKids/SBC

Welcome Home
Grand Opening



- Assisted Living
- Memory Care
- Life Enrichment Program
- Personal Assistance
- Respite Care
- The Tender Heart



Call or stop by for more information and a personal tour.

October 14th & 15th 11am-4pm

Building blessing, ribbon cutting, entertainment, wine tasting, photo booth, catered buffet, door prizes, etc.

Studio,
1 Bedroom &
2 Bedroom Suites
are now available!

Our Mission

Compassionate caring people building community in every location we serve.

Our Values: F.A.I.T.H.E.

Fun • Attitude • Integrity • Teamwork • Honesty • Effort

855-677-1999 • 177 Mary Ave., Nipomo, CA 93444 • www.TheOaksAtNipomo.com

Make Water
Conservation a
California
Way of Life



USE WATER
WISELY!

Visit us for tips at:
www.ncsd.ca.gov | Facebook Twitter /NipomoCSD



Nipomo Community Services District



NAUGHTY OAK
est. BREWING CO. 2015

SANTA YNEZ
TAPROOM

NOW OPEN!

3569 Sagunto Street
Santa Ynez, CA 93460

ORCUTT
BREWERY & TAPROOM

Open Tues-Sun

165 S. Broadway Street, Suite 102
Orcutt, CA 93455

eat
up.



eat up the local food & drink scene
every Thursday




SantaMariaSun.com/eats/



www.naughtyoak.com

Jessica Matson

From: Nipomo Chamber of Commerce <info@nipomochamber.org>
Sent: Wednesday, September 6, 2017 5:27 PM
To: Jessica Matson
Subject: Weekly News - Sept 6, 2017



Nipomo
CHAMBER OF
COMMERCE

Weekly News

Sept 6, 2017

Are you ready for September? As usual, lots going on in Nipomo and with your Chamber. Scroll down to see it all and make sure to check out a new way for Chamber membership at the bottom of this email.



Costco is opening a huge new store in Santa Maria and as part of the celebration, they are hosting a special reception at the Nipomo Chamber offices Tuesday, Sept 12 from 9 -11 am. There will be food, door prizes and special deals. Open to the public. Please RSVP to this email.

SCORE has tips on hiring Generation Z [here](#) plus a full list of their September workshops [here](#).

For Info Contact:

Board of Directors
admin@nipomochamber.org

Chamber Hours

By Appointment

239 W. Tefft St.
Nipomo, CA 93444

Office: 805.929.1583

Fax: 805.929.5835

info@nipomochamber.org

President's Circle

Sponsors

[Community Health Centers](#)

[Nipomo Recreation](#)

[Wells Fargo Bank](#)

[Rabobank](#)

Major

Sponsors

34th Annual Octoberfest



APPLICATION

Saturday, October 7, 2017

11am - 5pm

Sunday, October 8, 2017

11am - 4pm

Nipomo Community Park

(Corner of Tefft St. & Pomeroy Rd.)

The Octoberfest will be here before you know it! We don't allow duplicate vendors so get your Vendor Application [here!](#)

The Tri-Tip BBQ Contest returns, but space is limited. Get your entry form [here!](#)

[CoastHills](#)

[Phillips 66 Santa Maria](#)

[Rotary Club of Nipomo](#)

[The Monarch Club](#)

[Obispo Wealth Management](#)

Make Water Conservation a California Way of Life



USE WATER WISELY!

Visit us for tips at:
www.ncsd.ca.gov | [f](#) [t](#) /NipomoCSD



Nipomo Community Services District

Saturday,
Sept 23, 2017
5:00 pm - 9:30 pm

**OLDE TOWNE NIPOMO
4TH ANNUAL LUAU**

Birchwood Farms
323 W. Tefft St.
Nipomo, CA

Press Release Log 2017

Date of PR	Title	Date Sent to Media	Date Placed On Website	Media Pub	Date PR Published	Media Published	Date PR Published	Media Published
1/13/2017	NCS D Board of Directors Recognize Nipomo Students for Efforts in Conservation Poster Contest	1/13/2017	1/13/2017	SM Times	1/18/2017	Adobe	1/19/2017	BC Water News
1/17/2017	Nipomo CSD Swears in Directors and Elects Board Officers for 2017	1/17/2017	1/17/2017					
1/27/2017	Board Decides not to Enforce Additional Stage IV Conservation Measures Further Review to Take Place in the Spring	1/27/2017	1/27/2017	BC Water News	1/30/2017			
2/9/2017	Board Awards Contract for Palms Lift Station Rehabilitation Project Engineering Services	2/9/2017	2/9/2017					
2/24/2017	Board Approves Agreement for Legal Services	2/24/2017	2/24/2017	Tribune	3/2/2017	Cal Coast News	3/3/2017	
3/9/2017	Nipomo CSD Receives Accounting Excellence Award for a Fourth Year	3/9/2017	3/9/2017	BC Water News	3/10/2017			

http://santamariatimes.com/news/local/nipomo-water-customers-facing-new-rate-schedule/article_cc948a7c-b1fd-55f8-90a1-6308ae361b7d.html

Nipomo

Nipomo water customers facing new rate schedule

Jennifer Best Contributing Writer Sep 3, 2017

While state officials declared California's drought over in April, the Nipomo Community Services District Board of Directors voted in July to remain in Stage IV Water Shortage Condition, continue asking the community to conserve water, continue its blockage of new applications for service and rework the water fee rate schedule.

The decisions came after NCSD's consulting geohydrologist, Brad Newton, noted Nipomo groundwater levels had not rebounded as well as many expected from the season's heavy rainfall. In 2015, the key well index value, a measurement of eight wells throughout the Nipomo area, fell to its lowest in 40 years. That index increased this year, but still remains within the severe water condition range.

"The right thing to do is conserve a resource. People also have a right to build and it's our responsibility to support that growth if the county allows it. It's our job, the district's job, to find a way to get the service restrictions lifted," said NCSD General Manager Mario Iglesias.

The new rate schedule divides the infrastructure and maintenance cost, which Iglesias said represents 85 percent of water cost, between each property owner. If unopposed by the majority of residents, that bimonthly rate will be reduced from \$58.12 to \$42.51.

The new schedule also reduces the volume charge for low users while increasing the volume charge for high users. The new rate calls for \$3.40 per 748 gallons of water used in any given two-month period.

Very low users — those who use between 0 and about 3,000 gallons in a given billing period — would see their overall bills drop nearly 27 percent. Those who use up to 6,732 gallons in the same time period would see their bill nearly static while average users — up to nearly 18,000 gallons — would see an increase of 11.6 percent to their overall bill.

High users — those who use up to 36,000 gallons in a two-month period — would see an increase of 18.6 percent while very high users — those who use more than 36,000 gallons per rating period, would see an increase of just over 14 percent.

According to a graph provided by NCSD, the new rate structure puts the district's \$137 bimonthly rate for an average single-family, residential user firmly in the median of Central Coast communities. Avila Beach Community Services District tops out the chart at about \$270 per single-family resident using the average 18,700 gallons per two-month cycle while San Miguel Community Services District offered the lowest cost at under \$80 for the same usage level.

“The proposed rate schedule takes into considerations those who can pay and those who can't to provide a service that's essential for life,” Iglesias said.

Residents can protest the rate increase by the Oct. 11 NCSD public hearing. If 51 percent of residents file the written protests, the rate change could be vacated as proposed.

NCSD is just one party in the Nipomo water access issue that feeds on the Santa Maria Water Basin stretching from Shell Beach through Santa Maria Valley.

In the Nipomo service area, stretching from Santa Maria River to Arroyo Grande Mesa bluff and from foothills to coast, are three separate water agencies and thousands of individual overlies — landowners who are not served by any of those agencies.

Though the first \$17 million phase of Nipomo Supplemental Water Project was completed in July 2015, bringing water purchased from Santa Maria to the heart of Nipomo, tie-ins to neighboring Trilogy and Golden State Water service areas have yet to be completed or even funded. Those agencies opted to pay over time rather than provide the funding needed to complete the project in one, more cost-effective fell swoop, Iglesias said. The district needs \$6.5 million to complete the phase that would connect those areas to the supplemental water project.

“We’re applying for grants, anything it takes to get that done,” Iglesias said.

Meanwhile, Iglesias said, Golden State Water areas along the southwestern portions of the mesa and Trilogy have no development water, and there is no supplemental water access for Golden State Water service areas to the north.

“They have no supplemental water and no hope of supplemental water up there. The Public Utilities Commission is telling them they need to find a way to get water,” Iglesias said.

And the district needs money to get the ball rolling.

“The district is a living, breathing thing that sees value in everyone succeeding. We all sink or swim together. We can’t sit and say, ‘Hey, we got ours.’ It’s not beating each other, but using our power as a government agency for the good of the people we serve,” Iglesias said.

The new connection with Santa Maria relieved the Nipomo basin of some 640 acre-feet of groundwater pumping in its first year.

Iglesias said Nipomo water users consumed 1,900 acre-feet of water last year, 640 of which came from the water project rather than local pumping. There is no telling how much water is actually pumped from the basin since wells outside the service areas — overlies' wells — are not metered.

Under contract, Nipomo is required to accept a minimum of 800 acre-feet from 2016 to 2021, 1,000 acre-feet each of the following five years, then, beginning July 2, 2025, a minimum of 2,500 acre-feet with a system maximum capacity of 6,200 acre-feet per year.

While the system is ready to bring Nipomo its water, legalities remain to be settled as NCSD continues to negotiate with Santa Barbara County which limited the system at the construction project's 11th hour. Iglesias said Santa Barbara County officials only licensed access for 3,000 acre-feet of water to cross below the Santa Maria River levy.

“Why? Why did the flood control district come into licensing at all? We have to go to the Board of Supervisors to strike that. The city of Santa Maria agreed to 6,200, but Santa Barbara County limited it,” Iglesias said.

For more information about NCSD water rates and instructions for filing a written protest, visit <http://tinyurl.com/y9t89rq3>.

http://santamariatimes.com/news/san_luis_obispo_county_news/inside-ncsd-government-works-best-with-trust/article_d2c3fb52-6a59-5cc6-bb72-e0370aa7d066.html

INSIDE NCSD

INSIDE NCSD: Government works best with trust

Aug 24, 2017



Mario Iglesias

Water providers on the Central Coast should find ways to work together for the interests of their constituents. Most communities on the Central Coast have government agencies overseeing their water supplies.

In this water-challenged time, people want the reassurance, security, and knowledge that the essential water services they depend on will be there when they need it. And people want to have confidence that they are getting these services at a fair price. These challenges are greater than a single water provider can overcome and that is why governing bodies charged with providing water must work together.

Shared challenges are numerous and opportunities to meet these challenges are endless when government leaders develop trust between one another and their constituency. Without trust, things don't get done. Trust is built by individuals who demonstrate how to behave when they have the advantage.

In the Santa Maria Valley there is clear evidence that government can work in this manner. Examine the progress made between the City of Santa Maria and the water providers on the Nipomo Mesa and the evidence is clear government does work when trust is built.

The City of Santa Maria has a history of insightful government leadership when it comes to securing their community's water needs. They recognized the value of water early on and committed far more than any other single community in the surrounding area to developing a long-range solution.

With the trust of the community, government leadership had the ability to act. A healthy community needs a reliable water source and city leaders had the courage to commit financially to a host of water projects that secure a reliable water supply for their

residents. Poised to grow a strong economy, city leaders could have been content in their position. Instead, they choose to demonstrate how government should use their advantage.

The leadership of Santa Maria recognized that by extending their community to include others they increase the strength and reliability of their own assets. They have created value for their neighbors at no expense to their constituency and demonstrated to other government entities how cooperative behavior can lead to greater success.

The City of Santa Maria has committed to selling water to the Nipomo Community Services District for the foreseeable future. In return the city has increased their customer base and spread the costs of running the city's water utility over a broader base and that keeps the price of water down.

Thankfully, good government functions like good businesses function - they both look for opportunities to benefit the communities they serve. Leaders of both demonstrate courage and lead by example. It is easy to discount the efforts of good governance when we see the dysfunctional forces of bad governance.

But for a moment, consider the good that has come from two government agencies working together to do the right thing. The City of Santa Maria and the communities on the Nipomo Mesa are joined together by a contract, a pipeline, and a common goal of providing safe, healthy water to their residents. This success story demonstrates how trust between those that serve in government can improve the lives of those served by government.

Until next time ...

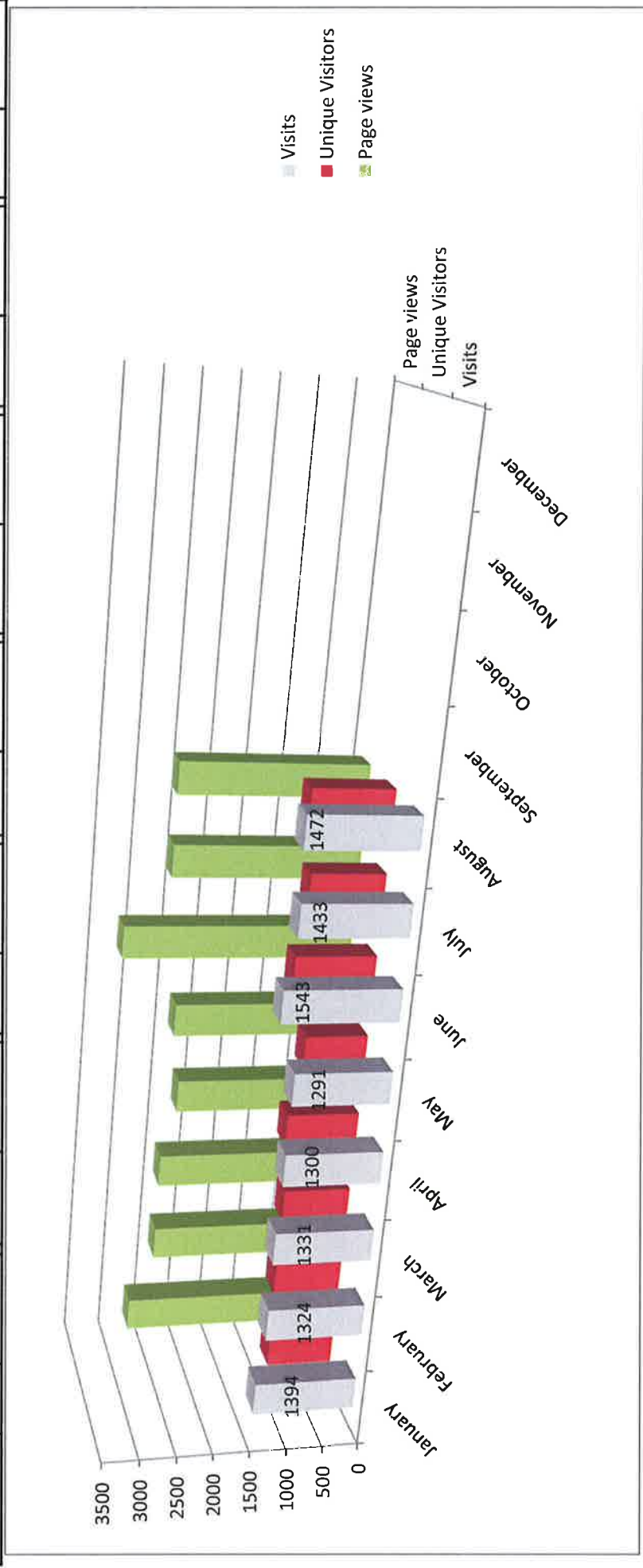
Mario Iglesias is the general manager of the Nipomo Community Services District. He can be reached by calling 929-1133 or by email at info@ncsd.ca.gov. For more information, visit <http://nipomocsd.com>. Follow NCSD on Facebook or on Twitter @NipomoCSD.

2017 Website Traffic Summary

Week	Visits	Unique Visitors	Pageviews	Pages/Visit	Avg. Visit Duration	Bounce Rate	% New Visits	Highest Traffic Day
1/2/17 - 1/8/17	321	249	641	2	0:02:17	54.52%	57.63%	Wed 1/4
1/9/17 - 1/15/17	350	243	710	2.03	0:02:15	48.86%	50.29%	Mon 1/9
1/16/17 - 1/22/17	364	272	671	1.84	0:01:31	59.62%	54.95%	Fri 1/20
1/23/17 - 1/29/17	267	199	541	2.03	0:01:48	51.31%	52.06%	Mon 1/23
1/30/17 - 2/5/17	376	287	688	1.83	0:02:01	58.51%	51.86%	Fri 2/3
2/6/17 - 2/12/17	329	256	588	1.79	0:01:31	63.53%	60.79%	Wed 2/8
2/13/17 - 2/19/17	314	233	572	1.82	0:01:40	59.55%	54.78%	Fri 2/17
2/20/17 - 2/26/17	269	214	486	1.81	0:01:09	59.48%	57.62%	Tue 2/21
2/27/17 - 3/5/17	383	302	698	1.82	0:02:14	64.49%	58.75%	Fri 3/3
3/6/17 - 3/12/17	237	186	476	2.01	0:01:14	56.96%	57.81%	Mon 3/6
3/13/17 - 3/19/17	281	214	521	1.85	0:01:55	61.21%	58.72%	Fri 3/17
3/20/17 - 3/26/17	278	202	522	1.88	0:01:13	61.87%	56.12%	TW 3/21-22
3/27/17 - 4/2/17	315	237	565	1.79	0:01:36	63.49%	58.41%	Tue 3/28
4/3/17 - 4/9/17	309	258	485	1.57	0:00:57	68.93%	59.55%	W 4/5
4/10/17 - 4/16/17	275	212	482	1.75	0:01:20	63.64%	50.18%	M 4/10
4/17/17 - 4/23/17	297	248	557	1.88	0:01:10	62.63%	59.26%	F 4/21
4/24/17 - 4/30/17	376	317	655	1.74	0:01:14	69.68%	72.61%	Su 4/30
5/1/17 - 5/7/17	335	247	638	1.9	0:01:50	57.61%	50.75%	Fri 5/5
5/8/17 - 5/14/17	266	191	471	1.77	0:01:50	60.90%	50.00%	Wed 5/10
5/15/17 - 5/21/17	296	218	567	1.92	0:02:01	62.16%	53.38%	Fri 5/19
5/22/17 - 5/28/17	293	207	514	1.75	0:01:35	59.73%	51.54%	Mon 5/22
5/29/17 - 6/4/17	251	201	480	1.91	0:01:49	62.95%	60.96%	Fri 6/2
6/5/17 - 6/11/17	378	287	695	1.84	0:02:03	62.70%	53.70%	Mon 6/5
6/12/17 - 6/18/17	326	246	692	2.12	0:02:11	54.60%	59.51%	Mon 6/12
6/19/17 - 6/25/17	357	278	745	2.09	0:01:46	57.98%	60.22%	Fri 6/23
6/26/17 - 7/2/17	388	304	851	2.19	0:02:15	58.25%	61.08%	Mon 6/26
7/3/17 - 7/9/17	334	246	598	1.79	0:02:14	65.27%	54.79%	Fri 7/7
7/10/17 - 7/16/17	360	293	640	1.78	0:01:48	64.44%	61.39%	Thu 7/13
7/17/17 - 7/23/17	333	251	605	1.82	0:02:26	65.77%	53.45%	Fri 7/21
7/24/17 - 7/30/17	292	220	513	1.76	0:01:47	61.30%	59.59%	Wed 7/26
7/31/17 - 8/6/17	366	298	621	1.7	0:02:12	66.94%	57.92%	Fri 8/4

Website Traffic Summary

2016	Visits	Chg from Prev Mo	Unique Visitors	Chg from Prev Mo	Page views	Chg from Prev Mo	Pages/Visit	Chg from Prev Mo	Avg. Visit Duration	Chg from Prev Mo	Bounce Rate	Chg from Prev Mo	% New Visits	Chg from Prev Mo
January	1394		921		2733		1.96		0:01:57		53.37%		53.73%	
February	1324	-5.02%	934	1.41%	2436	-10.87%	1.84	-6.12%	0:01:47	-8.55%	61.03%	14.35%	56.34%	4.86%
March	1331	0.53%	920	-1.50%	2441	0.21%	1.83	-0.54%	0:01:30	-15.89%	61.91%	1.44%	57.78%	2.56%
April	1300	-2.33%	988	7.39%	2263	-7.29%	1.74	-4.92%	0:01:15	-16.67%	66.62%	7.61%	61.54%	6.51%
May	1291	-0.69%	848	-14.17%	2385	5.39%	1.85	6.32%	0:01:50	46.67%	59.80%	-10.24%	52.44%	-14.79%
June	1543	19.52%	1099	29.60%	3173	33.04%	2.06	11.35%	0:02:04	12.73%	58.85%	-1.59%	58.07%	10.74%
July	1433	-7.13%	1002	-8.83%	2580	-18.69%	1.8	-12.62%	0:02:05	0.81%	64.41%	9.45%	57.92%	-0.26%
August	1472	2.72%	1105	10.28%	2587	0.27%	1.76	-2.22%	0:01:30	-28.00%	65.69%	1.99%	62.30%	7.56%
September														
October														
November														
December														



2017 Twitter Summary

TWITTER

Week	List Growth (Followers)	Re-tweets (shared)	Mentions/Favorites (comments)	Link Visits (visits to links)	Content Views (Impressions)	Average Views/Day (Impressions)	Most Popular Post
2016	192						
12/9/16 - 1/4/17 (27 days)	5	3	1	5	1,454	54	Board Reviewing Conservation Efforts and Status of Intent-to-Serve Letters in Preparation for Continued Drought http://www.ncsd.ca.gov pic.twitter.com/zFTXJ1I5q (189 views)
1/5/17 - 1/19/17 (15 days)	7	5	3	6	3,200	213	There's another storm rolling into SLO County. The District has sandbags available for customers. Learn proper placement of sandbags below. pic.twitter.com/bz1qBiQvc (373 views)
1/20/17 - 2/2/17 (14 days)	2	0	0	6	1,700	121	Agenda and Packet for the January 25th Regular Board Meeting have been posted on the District's website.... http://fb.me/O5DSXNjd (94 views)
2/3/17 - 2/16/17 (14 days)	6	1	0	2	1,700	121	Agenda and Packet for the February 8th Regular Board Meeting has been posted on the District's website. http://www.ncsd.ca.gov (100 views)
2/17/17 - 3/2/17 (14 days)	0	2	1	1	1,600	114	The February Quarterly Newsletter: The Drought is Not Over is out! http://www.ncsd.ca.gov pic.twitter.com/UQtVE4YAK (143 views)
3/3/17 - 3/16/17 (14 days)	5	4	6	1	2,700	193	#waterwisewednesday https://twitter.com/WUIW/status/839523840673918976 ... (415 views)
3/17/17 - 4/6/17 (21 days)	5	4	2	4	2,600	124	Agenda and Packet for the March 22nd Regular Board Meeting have been posted on the District's website.... http://fb.me/7FuxXfhkl (245 views)

2017 Twitter Summary

TWITTER

Week	List Growth (Followers)	Re-tweets (shared)	Mentions/Favorites (comments)	Link Visits (visits to links)	Content Views (Impressions)	Average Views/Day (Impressions)	Most Popular Post
4/7/17 - 5/4/17 (28 days)	2	4	2	10	3,300	118	It looks like the rain will let up early tomorrow morning. See you at Kids Day! #Nipomo @NipomoRec pic.twitter.com/EIAMjAta4h (307 views)
5/5/17 - 5/18/17 (14 days)	1	2	5	1	1,700	121	#DrinkingWaterWeek17 continues! Check and fix #leaks inside and outside your home to conserve water. #NipomoKnowsWater #AWWA pic.twitter.com/ledcBWxMnh (154 views)
5/19/17 - 6/8/17 (21 days)	0	5	9	8	3,100	148	Will you be there to help celebrate the completion of another phase of the #Nipomo Supplemental Water Project? Elected officials to speak. pic.twitter.com/KYQQ0nPNO6 (281 views)
6/9/17 - 6/22/17 (14 days)	1	2	3	0	1,900	136	Gardenia Street at Tefft Street in #Nipomo will be temporarily closed 6/19-6/23 for system maintenance. pic.twitter.com/cQbZ104qoi (241 views)
6/23/17 - 7/6/17 (14 days)	5	2	3	6	1,500	107	Statement from Nipomo Water Purveyors: Nipomo's Severe Water Shortage Continues. More at http://www.ncsd.ca.gov pic.twitter.com/oP9NpQv1Y8 (182 views)
7/7/17 - 7/20/17 (14 days)	5	1	5	3	2,000	143	#Nipomo sees minor increase in groundwater level despite winter storms. District is asking all to use water wisely. ksby.com/sto-y/35829250... (556 views)

2016 Facebook Summary

FACEBOOK

Week	New Users	Comment Likes	Comment Shares	User Posts/ Messages	*Content Views	Most Popular Post
2016	85					
12/9/16 - 1/4/17 (27 days)	8	1	1	0	1841	The 2016 Customer Survey will be open for a couple more days. Let us know what you think at www.ncsd.ca.gov (275 views)
1/5/17 - 1/19/17 (15 days)						Students from Lange Elementary School, Dana Elementary, and Nipomo Elementary were recognized by the Board this morning for their participation in the District's water conservation poster contest! (259 views)
1/20/17 - 2/2/17 (14 days)	1	0	0	1	87	Press Release: Board Decides not to Enforce Additional Stage IV Conservation Measures. www.ncsd.ca.gov (43 views)
2/3/17 - 2/16/17 (14 days)	1	0	0	1	196	With all this rain we've been receiving don't forget to turn off your irrigation! #waterwisewednesday #saveourwater (50 views)
2/17/17 - 3/2/17 (14 days)	1	3	0	0	385	Interesting portrayal of California's drought conditions over the past few years! (174 views)
3/3/17 - 3/16/17 (14 days)	0	4	0	0	207	Last fall the District launched its first Customer Satisfaction Survey. Read more in the quarterly newsletter at www.ncsd.ca.gov (72 views)
3/17/17 - 4/6/17 (21 days)	0	7	0	2	381	The St. Joseph Festival of Goodwill is busy! Come visit us! (65 views)
4/7/17 - 5/4/17 (28 days)	6	9	1	0	687	Video: It doesn't get much cuter! Come visit us at #Nipomo Kids Day until 2. Nipomo Area Recreation Association Inc. (98 views)

2016 Facebook Summary

Week	New Users	Comment Likes	Comment Shares	User Posts/ Messages	*Content Views	Most Popular Post
5/5/17 - 5/18/17 (14 days)	1	4	0	0	410	Free educational community event this Sunday in #Nipomo! Dana Adobe Cultural Center (132 views)
5/19/17 - 6/8/17 (21 days)	2	15	1	2	905	Today the District celebrated another milestone - the completion of a 500,000 gallon reservoir tank. The tank is another phase of the #Nipomo Supplemental Water Project which interconnected the District's and the City of Santa Maria's water systems. Thank you to Lynn Compton 4th District Supervisor, Santa Maria Mayor Pro Tem Jack Jordan Cunningham and Senator Bill Monning's offices, and the Nipomo Chamber of Commerce for attending the event. (450 views)
6/9/17 - 6/22/17 (14 days)	0	3	0	0	211	It's warming up out there and that likely means more irrigation! The Resource Conservation District is providing free irrigation evaluations to promote #waterwise practices. Contact them by June 30th! More info below. (81 views)
6/23/17 - 7/6/17 (14 days)	4	11	1	4	422	Statement from Nipomo Water Purveyors: Nipomo's Severe Water Shortage Continues. More at www.ncsd.ca.gov (89 views)

2016 Facebook Summary

Week	New Users	Comment Likes	Comment Shares	User Posts/ Messages	* Content Views	Most Popular Post
7/7/17 - 7/20/17 (14 days)	0	8	0	1	163	For the third time, the District has received the "District Transparency Certificate of Excellence" award in recognition of its outstanding efforts to promote transparency and good governance. www.ncsd.ca.gov #DistrictsMakeTheDifference #SDLF Special District Leadership Foundation (83 views)
7/21/17 - 8/3/17 (14 days)	2	1	0	2	146	InsideNCSD: Water project, more rain needed to ensure supply (53 views)
8/4/17 - 8/17/17 (14 days)	1	2	0	0	138	Join the conversation! Come hear about the rate-setting process, the proposed rates and ask questions. Two sessions on Tue, 8/22. (54 views)
8/18/17 - 9/7/17 (21 days)	1	3	1	0	323	Government works best with trust. Read the August Manager's Column. www.ncsd.ca.gov (73 views)