

TO: BOARD OF DIRECTORS
 FROM: MARIO IGLESIAS
 GENERAL MANAGER
 DATE: November 3, 2017



**AGENDA ITEM
 F
 NOVEMBER 8, 2017**

GENERAL MANAGER'S REPORT

ITEM

Standing report to your Honorable Board -- *Period covered by this report is October 22, 2017 through November 4, 2017.*

DISTRICT BUSINESS

Administrative

The District encourages residents to provide reports of any observed water waste. The District keeps an accounting of leak adjustments as a measure of non-revenue water lost to leaks. The September data below is the current.

Office Activities

	Sept-17	Jul-Sept 2017
Reports of water waste followed up on	0	1
Leak Adjustments	1	5
Leak Adjustment Amount	\$389	\$3,142

Water Resources

1) Total Production (AF)

	Oct-17	Year to date Oct-17
Groundwater Production	107.4	432.8
Supplemental Water Imported	<u>86.1</u>	<u>341.0</u>
Total Production	<u>193.5</u>	<u>597.8</u>

In October 2017, NCSD imported 86.1 AF of water over the 31 day period averaging 629 gallons per minute for a daily total of 905,340 gallons per day. For fiscal year 2017-18 [July-2017 through June-2018] the District must import 800 AF of supplemental water. To import this amount of water, NCSD must maintain an average of 66.7 AF per month from the City of Santa Maria. The District imported 86.1 for October 2017, 19.4 AF more than the minimum required to reach the District's import water objective. It is anticipated that during the winter months the District will be importing less water onto the mesa due to the water system's pipeline restrictions and reduced consumption.

Table 2. FY 2018 Demand Reduction as Compared to 2013

	Oct-17	Year-to-Date Jul-Oct 2017
Total Production (AF) for FY 2017-18	193.5	773.8
Total Production (AF) for 2013	<u>240.5</u>	<u>1,061.3</u>
Reduction	47.0	287.5
Percentage Reduction	19.5%	27.1%

For October 2017, the community's water conservation effort reached 19.5% compared to October 2013. The District's Year-to-Date conservation effort is 27.1%, slightly higher than the month of October.

3) NCSO GW Reduction

The District's purveyor customers, GSWC and WMWC, each claim 16.66% (cumulatively 33.33%) of the imported water NCSO brings onto the basin through the NSWP. Of the 800 AF minimum imported water from the CSM, 266.6 AF will be credited to these two purveyor customers. The credited amount must be added to the District's groundwater pumping total every month to reflect the groundwater pumped by these customers in-lieu of taking imported water from the District. Table 3 below demonstrates the calculus for determining the District's groundwater reduction.

Table 3. NCSO GW Reduction (NCSO GW Well Production plus Purveyor Credit)

	Oct-17	Year-to-Date
NCSO GW Well Production	107.4	432.8
Purveyor Customer Credit (33.3% of Import Water)	<u>17.5</u>	<u>80.9</u>
NCSO Total Calculated GW Production	124.9	513.7
Average GW Production for 2009-2013	223.6	1,064.2
NCSO Percentage of GW Reduction	44%	52%

Taking into consideration the above referenced purveyor customer credit the District can claim a groundwater pumping reduction of 44% for the month of October compared to the 5-year average from 2009 to 2013. For the first four months of the fiscal year, the cumulative groundwater pumping reduction is reached 52%. At the current Stage IV level of NMMA's Water Shortage Condition and Response Plan, the District has targeted groundwater reduction level of 50% for the year.

Rainfall Gauge

Rainfall Summary (Reported in inches)	Nipomo East (Dana Hills Reservoirs)	Nipomo South (Southland Plant)
October 2017 Total	0.0	0.00
July-2017 through June-2018 (Seasonal Total)	0.0	0.04
<hr/>		
Average Annual Year Rainfall	18	16

Safety Program

- No accidents or incidents to report.

Public Outreach

- [Attachment A] The following Public Outreach Program materials are attached:
 - A summary of recent outreach and education activities
 - District related outreach, advertising and news coverage
 - Press release log
 - Website statistics

Other Items and News of Interest

- [Attachment B] South County Sanitary – Ltr alerting rate adjustment
- [Attachment C] NCSO Ltr of Support – SLO Sustainable Groundwater Grant

Supplemental Water Capacity Accounting

The District is not currently accepting applications for new water service.

Supplemental Water Available for Allocation	500	AFY
Supplemental Water Reserved (Will Serve Letters Issued)	-23.2	AFY
Subtotal Net Supplemental Water Available for Allocation	476.8	AFY
Supplemental Water Assigned (Intent-to-Serve Issued)	-169.9	AFY
Total Remaining Supplemental Water Available for Allocation	306.9	AFY

This information is accurate up to August 31, 2017.

Connection Report

The Connection Report is current through Sept. 2017.

Nipomo Community Services District Water and Sewer Connections		END OF MONTH REPORT								
	JAN-17	FEB-17	MAR-17	APR-17	MAY-17	JUN-17	JUL-17	AUG-17	SEP-17	
Water Connections (Total)	4364	4365	4369	4370	4377	4383	4383	4386	4388	
Sewer Connections (Total)	3154	3155	3159	3160	3162	3168	3168	3169	3169	
New Water Connections	0	1	4	1	3	6	0	3	2	
New Sewer Connection	0	1	4	1	2	6	0	1	0	
Galaxy & PSHH at Orchard and Division Sewer Connections billed to the County	472	472	472	472	473	473	473	473	473	

Meetings (October 8 through October 21)

Meetings Attended (telephonically or in person):

- Oct 23, NCMA/NMMA Manager's Meeting
- Oct 24, Rossi – Blacklake Discussion
- Oct 24, Public Information Program Update
- Oct 25, Rotary
- Oct 25, Regular Board Meeting
- Oct 25, General Counsel/Management Team
- Oct 27, G. Ray – City of Grover Beach
- Oct 30, Board Officers
- Oct 30, NCMA/NMMA Coordination Meeting
- Oct 31, Eng/Admin
- Oct 31, Public Information Program Update
- Oct 31, Management Team
- Nov 1, Rotary
- Nov 1, Blacklake Ad Hoc Committee
- Nov 2, Los Primos Proprt Mediation
- Nov 3, SLO Countywide Water Action Com.
- Nov 3, LAFCO

Meetings Scheduled (October 22 through October 28):

- Nov 7, Public Information Program Update
- Nov 8, Rotary
- Nov 8, Regular Board Meeting
- Nov 8, General Counsel/Management Team
- Nov 9, Gyro Presentation

Water Resource Meetings

- NMMA-TG: November 13th @ 10 AM, Wallace Group SLO
- RWMG December 6th @ 10:00 AM, SLO Library
- WRAC: November 1st @ 1:30 PM, SLO Library
- NMMA Purveyor Meeting: Nov 16th @ 10:00 AM, NCSD Admin Office
- NCMA/NMMA Managers Meeting: November 17th CMC, 9:00 Pismo Beach

RECOMMENDATION

Staff seeks direction and input from your Honorable Board

ATTACHMENTS

- A. Public Outreach Program Materials
- B. South County Sanitary October 9, 2017 Letter
- C. NCSD Letter in Support of SLO County Grant

November 8, 2017

ITEM F

ATTACHMENT A

**NCS D Outreach Summary
November 2017**

Date Started	Outreach	Description	Status	Date Completed
* 10/16/2017	Ad	Conservation ad in 10/20 SM Times	Complete	10/16/2017
* 10/19/2017	E-Newsletter	October Monthly e-newsletter	Complete	10/20/2017
* 10/19/2017	Manager's Column	Article for Manager's Column in SM Times 10/27	Complete	10/23/2017
10/20/2017	Ad	Conservation and article in November Gateway Gazette	Complete	10/23/2017
* 10/23/2017	Chamber Email Blast	Conservation Tip for Chamber of Commerce weekly email update	Complete	10/23/2017
10/18/2017	Public Information Program Review	Overview of outreach activities/projects	Complete	10/25/2017
10/25/2017	Notice	Notice of Ordinance adoption in local papers 11/2	Complete	10/25/2017
* 10/27/2017	Ad	Conservation ad in 11/2 Sun	Complete	10/27/2017
10/30/2017	Chamber Email Blast	Conservation Tip for Chamber of Commerce weekly email update	Complete	10/30/2017
10/30/2017	Ad	Conservation ad in 11/3 SM Times	Complete	10/30/2017
* 10/30/2017	Press Release	District Board Adopts Ordinance Amending Leak Adjustment Procedures	Complete	11/1/2017
* 10/30/2017	Press Release	Board Approves Agreement for Development of Energy Services Report - District Seeks to Reduce Costs	Complete	11/1/2017
10/20/2017	Social Media	Content posting incl Emergency Preparedness Month	Complete	11/2/2017
10/20/2017	Website Updates	Home page; minutes; packets; articles; reports; press releases; etc	Complete	11/2/2017
10/24/2017	Ad	FOG message on Nov/Dec utility bill envelopes	Complete	11/2/2017
8/22/2017	Radio PSA	Coordination of conservation Radio PSA with neighboring water agencies	In Progress	
10/24/2017	Conservation Workshop	Coordination with GSWC on free conservation class for customers	In Progress	

**NCSO Outreach Summary
November 2017**

Date Started	Outreach	Description	Status	Date Completed
10/26/2017	Landscape Maintenance District	Updates to members and coordination with landscape company	In Progress	
11/1/2017	Blacklake Sewer MP Outreach	Development of outreach plan for Blacklake Sewer Master Plan	In Progress	
11/1/2017	Demonstration Garden	Coordination with All Weather to place plant signs at LMD for a demonstration garden	In Progress	

* Included in Packet

OUR NIPOMO

Do you have a home for this little black kitty?

Critter Corner: We have had many critters visit us, but this is a bit strange. We have a little black kitty that comes around all the time. We think it is a girl as she has two little collars on, one is pink and the other lavender. She is very pretty and seems like a sweet thing, but she hunts the birds and that is a NO! NO! here in our yard. We have left some dry cat food out for her but she never seems to get it and that attracts



TONI WEITZEL

big raccoons that we don't want. We are happy to give little mice and little mice a few grapes and other little treats, but not enough to make a full meal so they don't become dependent on us for their food. And they understand that, or seem to. Anyway, this little girl does not seem to have a home. If she does let me know. She is lovely but very skittish. Just give me a call (805) 343-0283 and let me know if you know this little lady.

Nipomo Newsletters and Social Club is looking for Bunco players to sub. They meet at the Community Room at Blacklake at 1 p.m. on the second Monday

of the month. Please contact Carleen Street at 343-1177. She can give you all the information you might need for this event.

Nipomo Senior Center will have exercise at 10 a.m. Monday, Wednesday, and Friday, with movies on Fridays at 12:30 p.m. Sounds like a lot of fun to me.

10th Annual Oktoberfest and Car Show: This event will take place on Sunday, Oct. 29 from 9 a.m. to 5:30 p.m. on 2nd Street in Los Osos/Baywood. There will be a pancake breakfast, 4-mile run, a show, live music, vendors, art and crafts, food and more. There will also be costume contests for pets

and people. It has always been lots of fun for the entire family. Contact www.loopchamber.org for the event and further information.

Don't forget Bubbles for Breast Cancer taking place on Friday, Oct. 10 at the Fair Western Tavern at 300 E. Clark Ave. in Orcutt at 7 p.m. This has always been a festive charity fundraising event. Tickets are \$60 per person or \$100 per couple. The event benefits Marian Regional Medical Center and the Marian Foundation.

Coastal Voices Community Choir will present "From Sea to Shining Sea," a Veterans Day

Concert with patriotic favorites and more at St. Andrew UMC, 3945 S. Braudley Rd. in Santa Maria on Saturday, Nov. 11 at 2 p.m. and Monday, Nov. 13 at 7 p.m. For additional information please contact (805) 517-4645, coastalvoices@gmail.com or www.coastalvoices.info.

Toni Weitzel is the owner of the Best of Everything, featuring unique gifts and gift baskets, and a former president of the Nipomo Chamber of Commerce. Nonprofit and other community organizations may submit items for this column by contacting her at 343-0283 or toniweitzel@gmail.com.

Oakglen

From B1

developments on his lot 3,500 feet from the intersection because of limited access.

Preferential treatment cited

For decades, Debbie and Carl Holloway have tried to sell or develop a portion of their property along Oakglen Avenue. They have watched properties around them develop and construction of the Dana Adobe Cultural Center, while their development proposals have been denied because of fire and safety rules.

"In 2001, Cal Fire came in and said nothing can be developed more than 800 feet from a main road on a dead-end street. We've looked every way," Carl Holloway said.

Meanwhile, expansion of the Adobe's visitor center has begun more than 1 mile south of Trift Street. A portion of that expansion has been funded by county grants, including up to \$300,000 for a water line to the new facility. And multiple-unit, residential construction has been allowed as far as Grove Lane, nearly half a mile from Trift Street.

"Development has been allowed for some people but not for others. There's a reason for these codes. If they don't enforce the codes for one person, how can they enforce it on another? How can they get away with building on one side of us and expanding public access to Dana (Adobe) on the other while they're holding us for ransom down here," Holloway said.

Possible solutions

The dead-end road issue could be addressed by the once-proposed Southland overpass, which could have



Distressed housing on South Oakglen Avenue is visible from Highway 101. **PETER ELSEN PHOTOS, CONTRIBUTOR**

connected South Oakglen to Southland Street on the east side of the freeway. That overpass could have relieved traffic congestion at Trift Street, but the plan was abandoned.

"Under (Supervisor) Katcho (Achadjian), the county made the decision that it would never be viable or accepted by Caltrans, so they sold the property. I find that short-sighted. To me, that was the answer, both to the secondary access required for the development of South Oakglen and for the congestion problems we're seeing on Trift Street," said former Supervisor Caren Ray.

Holloway said the county also had been offered a dedication of land that would have allowed for the construction of a connector from South Oakglen to Thompson Road, but the dedication wasn't approved by the county.

"There are conflicting points of view on what the vision for Oakglen is for the long term. There are some people who see it as a property rights issue, who

believe that development would clean up the area, and a whole lot who don't want to see development because they don't want to see generalization of Nipomo Mesa. That secondary access is a key factor in what direction that area takes," Ray said.

Current Supervisor Lynn Compton said the Dana Adobe project was allowed with the understanding that the secondary access, a bridge across Nipomo Creek, has to be completed by July 2022. Until that time, the adobe is limited to 300 visitors at any given time, unless approved in advance by the county fire marshal.

"I get (Holloway's) perspective. I'd be arguing the same point, to tell the truth. He wants the same accommodations, but it's not going to happen," Compton said.

She added the adobe, considered a protect for the greater public good, was

set to lose grant money if it didn't meet construction deadlines for their proposed visitors center. Without the visitors center, Compton said, the adobe couldn't hold significantly large events that will allow them to fundraise. Without fundraising, they wouldn't have the money to make the required road improvements.

"We worked with Cal Fire, Building and Planning, and gave them a timeline to allow them to defer development of emergency access until they raised the funds, but they had to jump through hoops. In this situation, it's a historic structure, a benefit to the community. They knew there was a loss of grants that would have put the kibosh on the project if we hadn't worked together to make this happen," Compton said.

She added that connecting South Oakglen to



High-density affordable housing is visible through trees at Holloway's Christmas tree farm to the west of Highway 101 from South Oakglen Avenue in Nipomo.

way 101 with hook ramps has also been discussed. Holloway said he's been told by Caltrans that hook ramps were no longer being installed anywhere in the state.

Compton said they're still a potential answer, "but it's not going to be right away."

"Everybody wants to develop South Oakglen, but it's not going to happen soon. Can we put in subdivisions and waive the road requirement like we did for Dana? I don't think Cal Fire or the county would do it for a subdivision because that's a slippery slope," Compton said.

Said Holloway, "What's going on here on South Oakglen is all so ugly. It's a historic structure, a benefit to the community. They knew there was a loss of grants that would have put the kibosh on the project if we hadn't worked together to make this happen," Compton said.

She added that connecting South Oakglen to

so they could expand the rancho. Really? They want me to just give my property that I've worked all my life on and I've got such debt on? And they're serious?"

Holloway hopes the family will be able to hang on until the road situation is solved.

"Everybody wants to develop South Oakglen, in near-bankrupt status, he said, and has fought through the ups and downs of family farming just to stay afloat.

"That's a piece we don't really use for the farm, and we think development on South Oakglen, if well-planned, could help the adobe become a self-sufficient entity rather than a group that has to continue to get grants and government funding. You could put in a hotel and restaurants, businesses that support the adobe. Meanwhile, we're like a cat with his claws in the curtains; we're just hanging on," Holloway said.

Nipomo Area Senior Center

We are a non-profit organization which offers fresh coffee and pastries in the morning. We have Tai Chi, Exercise class, monthly dine-out and potlucks, Bunco, Bingo and on Fridays we show movies. Come join the fun! For more information please give us a call or stop by, 200 E. Dana St., Nipomo, 805-929-1615. Hours: 9am-1pm during the week and closed on weekends and holidays.

Let's Keep the Sparkle in your smile!

Advanced Dental Care

We Care for You
802 E. Main Street, Santa Maria
Mon & Tues 3-9pm
Wed & Thurs 9am-4pm | Friday 8am-5pm
Located at Main & College
FULL SERVICE DENTAL CARE

(805) 928-3333

The Pantry
Homemade Goodness Made to Order
Early Riser Breakfast \$5.50
Choice of Bacon or Link Sausage Hot Cakes 2 Eggs mg Right

Served Monday thru Friday 9-11am
Old Fashioned Style - Served with a Smile

The Pantry
726 S. Broadway, Santa Maria
(805) 739-8895
Open 7 Days a Week • 6am to 10am

Don't flush money down the toilet.
Fixing leaks can save hundreds of gallons.

SAVE WATER, SAVE MONEY!

For tips go to our website: www.ncsd.ca.gov or social media

NIPOMO
Nipomo Community Services District

Jessica Matson

From: Nipomo CSD <info=ncsd.ca.gov@mail126.sea31.mcsv.net> on behalf of Nipomo CSD <info@ncsd.ca.gov>
Sent: Friday, October 20, 2017 3:54 PM
To: Jessica Matson
Subject: News from NCSD: Be Part of the Conversation



Friday, October 20, 2017

[View this email in your browser](#)

 Share  Tweet  Forward

Be Part of the Conversation
A message from the General Manager



As the General Manager for the Nipomo Community Services District (“District”), I recently had an opportunity to present the District’s water rate adjustment to the Nipomo Rotary and Nipomo Lions community service clubs. There were many questions and a level of understanding one gets from likeminded individuals committed to service. While no one wanted their rates to increase, attendees engaged in discussions about matters driving cost increases to develop a deeper understanding of the matter. Mostly, people looked for assurances that water would be available when

they want it and requested more information on what water challenges to expect in the future.

Challenges do lie ahead for the District's water supply. On September 22, 2017, the first day of fall, it snowed in the Sierras! Does this mean we will have a wet winter? There is still tension in many minds over weather conditions here on the Central Coast. 12 months ago most wondered if we'd ever see a "normal" winter season again. While the drought has eased, for those who are still unable to build a home because they can't get water service, the drought continues.

The optics of the situation seems confusing. [Read more](#)

Water Rate Increase and Changes to Rate Structure



On October 11th, District Board of Directors held a hearing during their Regular meeting and adopted a new uniform rate structure and water rate increase.

Adoption of the uniform rate structure eliminates tiered rates – the rate per unit will now remain the same for all units consumed and be the same for all water users. Additionally, Supplemental Water rates will now be blended into the bimonthly rates.

Under the new uniform rate structure, customers will see a decrease in their bi-monthly cost (Fixed Charge), depending on meter size, and all users will now pay \$4.97 per unit of water used (Volume Charge). The Fixed and Volume Charges will increase an average of approximately 9% per year for the 5-year period ending 2022.

The District's last rate increase in the Water Division became effective on November 1, 2015 and was based on a 5-year rate study adopted in September 2010. The last rate increase for supplemental water became effective July 1, 2017. Rate increases are necessary to protect the community's utility assets. To ensure

this is accomplished, the District must maintain sufficient revenues to fund operating and capital needs and provide appropriate levels of operating, capital, and emergency reserves. Additionally, there are inflationary factors that put pressure on the cost of import water from the City of Santa Maria via the Nipomo Supplemental Water Project as well as supplies and services needed to operate and maintain the water system.

A typical single-family residential customer using 19 units of water can expect to see a Water Volume Charge increase of approximately \$14 on their two-month bill (\$7 monthly). The rate increase goes into effect December 1, 2017 and customers will see the increase beginning with their January/February water bill.

A breakdown of the new rate structure and comparisons of the adopted new rates with other local water purveyors are below. More information about the new rate structure and increase can be found on the District's [website](#).

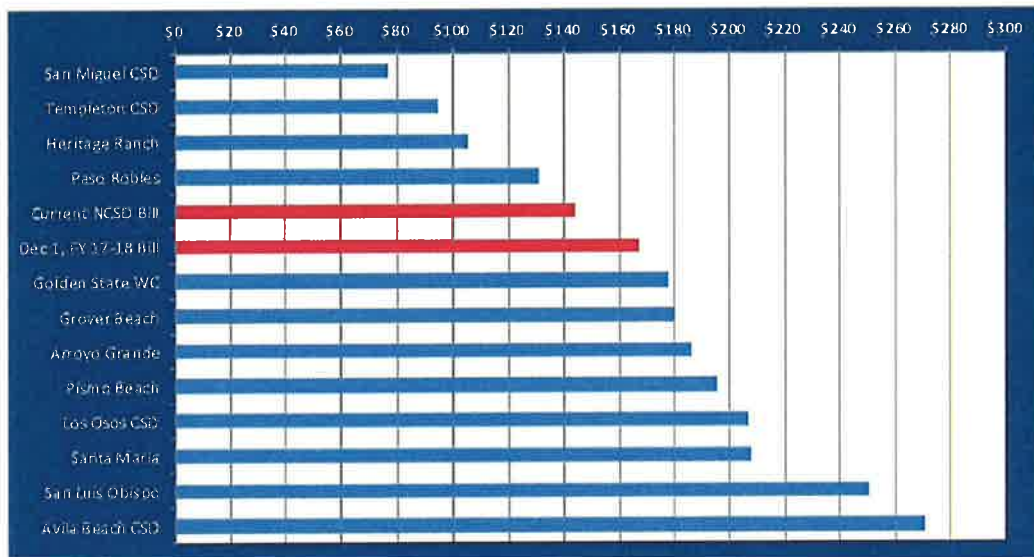
Bi-Monthly Fixed Charges with Uniform Rate Structure

Meter Size	Current Rate	December 1, 2017	December 1, 2018	December 1, 2019	December 1, 2020	December 1, 2021
		Fixed Charge (\$ per bi-month)				
5/8 thru 1 inch	\$58.12	\$42.51	\$46.52	\$51.59	\$58.26	\$60.15
1-1/2 inch	\$163.54	\$51.49	\$55.55	\$60.87	\$67.97	\$69.74
2 inch	\$256.84	\$67.40	\$72.08	\$78.43	\$87.05	\$88.97
3 inch	\$469.68	\$152.51	\$163.70	\$178.85	\$200.11	\$204.56
4 inch	\$770.31	\$197.75	\$210.55	\$228.44	\$253.78	\$258.52
6 inch	\$1,524.85	\$335.12	\$349.88	\$372.90	\$406.41	\$410.27
8 inch	\$1,777.11	\$492.11	\$509.09	\$538.01	\$580.83	\$583.68

Bi-Monthly Volume Charges with Uniform Rate Structure

Classification	Current Rate	December 1, 2017	December 1, 2018	December 1, 2019	December 1, 2020	December 1, 2021
Tier 1 - 0 to 24 units	\$3.40					
Tier 2 - 25 to 40 units	\$3.98					
Tier 3 - 41 to 100 units	\$5.17					
Tier 4 - Over 100	\$8.11					
All Consumption		\$4.97	\$5.45	\$5.95	\$6.92	\$7.17
Multifamily Residential (1")						
Tier 1 - 0 to 8 units	\$3.40					
Tier 2 - 9 to 12 units	\$3.98					
Tier 3 - 12 to 25 units	\$5.17					
Tier 4 - Over 25	\$8.11					
All Consumption		\$4.97	\$5.45	\$5.95	\$6.92	\$7.17
Commercial (1")						
Tier 1 - 0 to 55 units	\$3.98					
Tier 2 - Over 55 units	\$5.17					
All Consumption		\$4.97	\$5.45	\$5.95	\$6.92	\$7.17
Irrigation (1")						
Tier 1 - 0 to 55 units	\$3.98					
Tier 2 - Over 55 units	\$5.17					
All Consumption		\$4.97	\$5.45	\$5.95	\$6.92	\$7.17
Agriculture	\$4.44	\$4.97	\$5.45	\$5.95	\$6.92	\$7.17
Construction/Hydrant	\$4.44	\$4.97	\$5.45	\$5.95	\$6.92	\$7.17

Bi-Monthly Bill Survey @ 25 HCF Bi-monthly



Conservation Update

The District's conservation efforts remain steady. Though the State has lifted mandatory conservation targets, the District is encouraging customers to use water wisely.

In September the District produced 183 acre feet or about 59 Million gallons of water to meet customer demand. This equates to a **30.8% reduction** in overall production compared to September 2013. Additionally, thanks to the arrival of supplemental water in July 2015, groundwater pumping during September was **56% lower** than the 5-year average for September, meeting the Stage IV 50% pumping reduction target*.

Great work, Nipomo! As always, [saving water saves money!](#)

**Spring groundwater level readings show the District remains in a Stage IV water shortage in accordance with the [Water Shortage Response and Management Plan](#).*



Make Water Conservation a California Way of Life

USE WATER WISELY!

Visit us for tips at:
www.ncsd.ca.gov |   /NipomoCSD




Nipomo Community Services District

Watch for more information in the coming weeks regarding free conservation classes!

Commitment to Excellence

The District was recently awarded two awards for its commitment to open government and safe operations:

President's Special Acknowledgement Award



In September, the District received notification from the Special District Risk Management Authority (SDRMA) that it had received the President's Special Acknowledgement Award - Workers' Compensation Program for no paid claims during the prior five consecutive years in the Program.

SDRMA states "It is through the efforts of members such as Nipomo Community Services District that SDRMA has been able to continue providing affordable workers' compensation coverage to over 439 public agencies throughout California."

SDRMA is a public agency formed under California Government Code Section 6500 et. seq. and has provided a full-service risk management program for California's local governments for over 30 years.

District Transparency Certificate of Excellence



In June, the District received news it had received the “District Transparency Certificate of Excellence” by the Special District Leadership Foundation (SDLF) in recognition of its outstanding efforts to promote transparency and good governance. This is the third consecutive time the Nipomo Community Services District has received this prestigious award.

In order to receive the award, a special district must demonstrate the completion of essential governance transparency requirements, including conducting ethics training for all board members, properly conducting open and public meetings, filing financial transactions and compensation reports to the State Controller in a timely manner, and several website requirements.

The District's Board President accepted the award at the California Special District Association's Annual Conference. To view more about the District's Transparency and documents, click [here](#).

SDLF is an independent, non-profit organization formed to promote good governance and best practices among California's special districts through certification, accreditation and other recognition programs.

Rebates Available

NCS D

High-Efficiency Clothes Washer, \$75

County of San Luis Obispo

[Water Conservation Programs:](#)

Cash-for-Grass

Washer Rebate Program **(NEW!)**

Plumbing Retrofit Program

We welcome feedback and comments. Reach out to us using one of the links below and feel free to share with others.



Facebook



Twitter



Website



Email

Copyright © 2017 Nipomo Community Services District, All rights reserved.

You are receiving this email because you opted in on our website.

Our mailing address is:

Nipomo Community Services District

PO Box 326

148 S. Wilson St.

Nipomo, CA 93444

[Add us to your address book](#)

[unsubscribe from this list](#) [update subscription preferences](#)



http://santamariatimes.com/news/san_luis_obispo_county_news/inside-ncsd-what-is-the-cost-of-not-having-water/article_0245abaa-c0e8-50da-9f8e-fafa9db93808.html

Inside NCSD

Inside NCSD: What is the cost of not having water?

Oct 26, 2017 Updated 11 hrs ago

Add the cost of water to the list of reasons living in California is so expensive. Maybe the perception that water is expensive is because we compare it with how much it costs in the communities where we came from.

It could be that organizations providing water simply charge too much or people running these organizations are not up to the challenge. The reasons we are seeing double digit water rate increases year after year could be because there are more people in an

environment not capable of providing more water without more infrastructure. Whatever the reason, living with the high cost of water seems to be the new norm up and down the Central Coast.

Many people who move to the Central Coast may come from areas where water is not as big an issue as it is here. Parts of the country, and even parts of California, have an abundance of water. Like any commodity, if there is plenty to go around, the cost is generally less. We all understand the supply and demand model. But is the water shortage real or just the result of poor management of a critical resource?

The challenge to provide a reliable water supply for the Central Coast was recognized and documented in the early 1980s. At that time the population in San Luis Obispo County was 155,000. Today the population is 283,000. Over the last 27 years there have been millions of dollars spent on water projects to provide an adequate and reliable water supply for a population that has nearly doubled. However, we continue to find ourselves in periods of critical water shortage. With the evidence before us, it could be argued that not enough has been done.

Like other water agencies, the Nipomo Community Services District recently needed to adjust its water rates. The new rates will provide for a reliable water supply for the community. A reliable supply requires diligent maintenance of equipment that can deliver adequate water on demand to every customer's tap. While not a double-digit increase year over year, the 9 percent average increase has a real impact on customers. It

is not an easy task for any organization to raise fees. Developing responsible rates means budgeting to maintain and replace aging infrastructure as well as planning to secure a reliable source of water.

The Central Coast has a unique set of water consumers in that most recognize the water reality we live in and the need to add to the security of that water supply. With only a vulnerable groundwater basin to draw from, communities on the Nipomo Mesa committed to do something. The Nipomo Supplemental Water Project changed the water reality on the Mesa, but it came with a price. Approximately one-third of the community's water needs were met last year by imported water through the Project. While the debate continues over the need for the project, it is clear that without water provided by this project, the community would face greater conservation measures during years of drought.

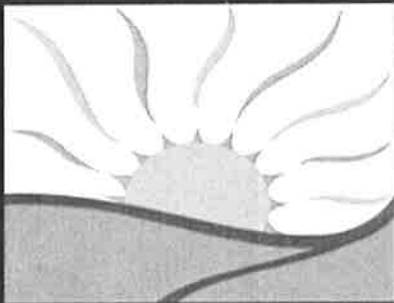
The future water challenges for our area will no doubt continue as will the need to commit funding to meet those challenges. While we contemplate the cost/benefit of water projects, consideration should be given to the question, what is the cost of not having water? By taking responsible action, communities on the Nipomo Mesa have secured another source of water supply and, for the foreseeable future, don't have to address this question.

Until next time...

Mario Iglesias is the general manager of the Nipomo Community Services District. He can be reached by calling 929-1133 or by email at info@ncsd.ca.gov. For more information, visit nipomocsd.com. Follow NCSD on Facebook or on Twitter @NipomoCSD.

Jessica Matson

From: Nipomo Chamber of Commerce <info@nipomochamber.org>
Sent: Tuesday, October 24, 2017 2:03 PM
To: Jessica Matson
Subject: Weekly News - Oct 24, 2017



Nipomo
CHAMBER OF
COMMERCE

Weekly News

Oct 24, 2017

Wonder where we've been? Well, the Chamber computer didn't like a recent Microsoft update and fritzed right out. If you emailed us in the past couple of weeks, we didn't get it. No fun.



October Luncheon.

Join us this Thursday, October 26th at Blacklake Golf Resort for lunch along with a presentation by Divina Flores regarding the largely unknown problem of human trafficking occurring locally. Please register [here](#).

For Info Contact:

Board of Directors

admin@nipomochamber.org

Chamber Hours

By Appointment

239 W. Tefft St.
Nipomo, CA 93444

Office: 805.929.1583

Fax: 805.929.5835

info@nipomochamber.org

President's Circle

Sponsors

Community Health
Centers

Nipomo Recreation

Wells Fargo Bank

Rabobank

Major

Sponsors

3rd Annual Fashion Show and Silent Auction Benefiting Domestic Violence and Safe Dating Awareness

Fashions for a Purpose

Special Guest Speaker: **Michelle Jewsbury**
Hear how to promote healthy relationships and prevent dating abuse

50/50 Drawing

Refreshments & Door Prizes

Fashions By **CHICO'S** & **WHITE HILGA**

Saturday October 28th
Monarch Club / Avila Room
1645 Trilogy Pkwy., Nipomo

Doors Open at 9:30AM
Show from 10:00 AM ~ 12:00 PM

\$40 at the door
\$30 Early Bird (by 10.21.17)

Village Santa Rosa

Kimberley Victor, Founder
Ind. Senior Sales Director Mary Kay

All proceeds go to **THE MARY KAY FOUNDATION**

#fashionsforapurpose Tax ID 752658742
For information contact 1(805) 529-5282 info@marykay.com

CoastHills

Phillips 66 Santa Maria

Rotary Club of Nipomo

The Monarch Club

Obispo Wealth Management

Don't flush money down the toilet.
Fixing leaks can save hundreds of gallons.



SAVE WATER, SAVE MONEY!

For tips go to our website: www.ncsd.ca.gov or social media [f](#) [t](#) [v](#) //nipoencsd



MUSIC from page 21

Presented by the Santa Maria Valley Sr. Club, A free dance funded by the Community Foundation of SLO County. Features Deanna Delore and Bob Nations, vocals. **Nov. 5, 1:30-4 p.m.** Free. 775-843-2830. RiptideBB.com. Elwin Mussell Senior Center, 510 Park Ave., Santa Maria.

CELEBRATION OF MEXICAN CULTURE CONCERT Featuring the Ballet Folklóricos of Hancock College, Pioneer Valley High School, Righetti High School, and Santa Maria High School. Additional performance by the marimba band of Righetti High School. **Nov. 10, 7:30-9:30 p.m.** and **Nov. 11, 7:30-9:30 p.m.** \$10-\$12. 805-588-9049. facebook.com/RHSmarimbabandballetfolklorico/. Ethel Pope Auditorium, 901 S. Broadway, Santa Maria.

CENTRAL CITY SWING: FALL CONCERT Enjoy live music arranged in a swing and modern jazz style performed by an 18-piece swing band. **Nov. 7, 7:30-9:30 p.m.** Donations accepted, 805-929-0552. Unity Chapel of Light Church, 1165 Stubblefield Rd., Orcutt, unitysantamaria.net/.

HANCOCK COLLEGE CONCERT BAND: FALL POPS CONCERT Musical selections include *A Patriotic Salute, The Phantom Regiment, In The Presence of Heroes*, and more. **Nov. 4, 7:30-9:30 p.m.** \$5-\$10. 805-929-0552. First Baptist Church, 2970 Santa Maria Way, Santa Maria.

LIVE MUSIC AT MOXIE CAFE Enjoy live music from local artists, food, and drinks. Thursdays-Saturdays, 5-8 p.m. Free. moxiecafe.com/live-music-and-events-in-santa-maria-at-moxie-cafe/. Moxie Cafe, 1317 W McCoy Lane, Santa Maria.

LIVE MUSIC AT ROONEY'S Live music or a DJ every Friday night, Fridays, 9 p.m. Free. 805-934-3777. rooneysirishpub.net. Rooney's Irish Pub, 241 S Broadway St., Ste. 101, Orcutt.

LIVE MUSIC WEDNESDAY EVENINGS Enjoy live music from a different band/musician each week. Wednesdays, 5:30-8:30 p.m. Free. 805-937-6400. facebook.com/cadelgrevino. Ca' Del Grevino Cafe and Wine Bar, 400 E. Clark Ave., suite A, Orcutt.

SOUTH COAST SLO COUNTY

OPEN BLUES JAM Wednesdays Mongo's Saloon, 359 W. Grand Ave., Grover Beach, 489-3639.

PISMO BEACH PACIFIC BREEZE CONCERTS Features local bands and activities. Second Sunday of every month, 1-4 p.m. Free. 805-773-7063. Dinosaur Caves Park, 2701 Price St, Pismo Beach.

SINGER/SONGWRITER NIGHT Wednesdays, 8-10 p.m. figmtnbrew.com. Figueroa Mountain Brewing Co, A.G., 1462 E. Grand Ave., Arroyo Grande, 474-8525.

SAN LUIS OBISPO

AN AMERICANA SALUTE TO OUR VETERANS AND FIRST RESPONDERS Join the San Luis Obispo Symphony on Veteran's Day to salute and thank veterans and first responders in music. Hear

Gershwin's *An American in Paris*, Copland's *Fanfare for the Common Man*, and Bernstein's *West Side Story*. **Nov. 11, 8-10 p.m.** \$20-\$80. 805-543-3533. www.slosymphony.org. Performing Arts Center, 1 Grand Ave., San Luis Obispo.

AVILA BEACH PARTY Horizon Tour Featuring Seven Lions, Tritonal, and Kill the Noise. Tickets at collectiveeffortsevents.com or Boo Boo Records. **Nov. 11, 5-10 p.m.** \$30-\$40. Avila Beach Resort, 6464 Ana Bay Dr., Avila Beach.

BROWN BAG CONCERT Featuring Craig Kincaid and Sonnie Brown. **Nov. 3, 12-12:45 p.m.** Free. 805-543-5451. fpcsl.org. First Presbyterian Church of San Luis Obispo, 981 Marsh St., San Luis Obispo.

BROWN BAG CONCERT First Friday of every month, 12-1 p.m. Free. 805-543-5451. fpcsl.org. First Presbyterian Church of San Luis Obispo, 981 Marsh St., San Luis Obispo.

CAL POLY ARAB MUSIC ENSEMBLE FALL CONCERT Featuring diverse programs of classic and contemporary music and dance, the Arab Music Ensemble will perform works from the Eastern Mediterranean and selections from historically

interconnected cultures of the larger region. **Nov. 4, 8 p.m.** \$12-\$14 general, \$9-\$12 students. 805-756-4849. music.calpoly.edu. Performing Arts Center, 1 Grand Ave., San Luis Obispo.

CAL POLY BANDFEST 2017: EARTH The wind bands present a concert celebrating the lands that decorate our planet, followed by a performance from the Mustang Marching Band. Features works by Leonard Bernstein, Libby Larsen, Joseph Schwantner and others. **Nov. 12, 3 p.m.** \$12-\$14 general, \$9-\$12 students. 805-756-4849. music.calpoly.edu. Performing Arts Center, 1 Grand Ave., San Luis Obispo.

CANZONA WOMEN'S ENSEMBLE CONCERT "Songs from Distant Lands" is inspired by exotic locales including India, the Middle East, the Balkans, the Baltic, and Tibet. The rich poetry and culture of these faraway places comes alive through a variety of international composers. **Nov. 5, 3-4:30 p.m.** \$10-\$30, 805-391-7664. canzonawomen.org/fall-2017. United Methodist Church, 1515 Fredericks Street, San Luis Obispo.

CUESTA COLLEGE JAZZ FESTIVAL CONCERT This year's headline, Pacific Standard Time, is the premier university vocal jazz ensemble in

the United States. **Nov. 3, 8-10 p.m.** \$17 general admission, \$12 for students and seniors. 805-546-3198. vocaljazzfestival.com. Cuesta College Cultural and Performing Arts Center, Highway 1, San Luis Obispo.

HOT CLUB OF SLO Live Gypsy Jazz in the upstairs dining room and lounge. **Nov. 8, 7-9 p.m.** Free. 805-594-1500. Mee Heng Low Noodle House, 815 Palm St., San Luis Obispo.

JAZZ FRIDAZE Enjoy live music from local Central Coast bands. Fridays, 7:30-9:30 p.m. through Nov. 17 Free. 805-457-1616. thomashillorganics.com. Thomas Hill Organic Kitchen, 858 Monterey St., San Luis Obispo.

THE QUITTERS LIVE Guitar duo consisting of Glenn Houston and Stevie Coyle. **Nov. 5, 3-4 p.m.** \$20. 805-543-8562. sloma.org/calendar/index.php?event=1389. San Luis Obispo Museum of Art, 1010 Broad St., San Luis Obispo.

SLO COUNTY BAND BENEFIT CONCERT Join this 23rd annual benefit concert for the Homeless Foundation of San Luis Obispo. Music includes Blue Mambo, The Blue Ridge, The Shady Grove, 42nd Street Overture, and Russian Christmas Music. **Nov. 12, 3-4:30 p.m.** \$10 donation. SLOCountyBand.org. Mount Carmel Lutheran Church, 1701 Fredericks St, San Luis Obispo, 805-544-2133.

SLOMA CONCERT: THE QUITTERS Guitar duo Glenn Houston and Stevie Coyle. **Nov. 5, 3 p.m.** \$20. 805-543-8562. sloma.org/. San Luis Obispo Museum of Art, 1010 Broad St., San Luis Obispo.



DON'T WINE

Savor the Lompoc Wine Ghetto takes place Nov. 11 from noon to 4 p.m. at participating tasting rooms of the Lompoc Wine Ghetto, located off Pacific Coast Highway 1 and 12th Street, Lompoc. Tickets are \$45 and include an exclusive Wine Ghetto hat and a reusable wine bag. More info: lompocwine.net.

DJ/DANCE

SANTA MARIA VALLEY/LOS ALAMOS

HULA DANCING Thursdays, 6:30 p.m. 937-9750. Oasis Senior Center, 420 Soares Ave., Orcutt.

LINE DANCING Mondays, 6:30-9 p.m. \$5. 937-9750. Oasis Senior Center, 420 Soares Ave., Orcutt.

SOUTH COAST SLO COUNTY

DJ DRUMZ Fridays Mongo's Saloon, 359 W. Grand Ave., Grover Beach, 489-3639.

SAN LUIS OBISPO

CONTRA DANCE WITH THE FOGGY BAY STRING BAND Traditional contra dancing to an eclectic mix of old time, Irish, and French Canadian tunes. Families, couples, and singles welcome. **Nov. 11, 6:30-10 p.m.** \$5-\$10. 805-602-2929. cccds.org. Odd Fellows Hall, 520 Dana St., San Luis Obispo.

KARAOKE/OPEN MIC

SANTA MARIA VALLEY/LOS ALAMOS

POETRY NIGHT Monthly poetry group with two

MUSIC continued page 23

Don't flush money down the toilet.
Fixing leaks can save hundreds of gallons.

SAVE WATER, SAVE MONEY!
For tips go to our website: www.ncsd.ca.gov or social media [f](#) [t](#) /NipomoCSD

Nipomo Community Services District

Northern Santa Barbara County's News and Entertainment Weekly

Every Thursday!

Sun

SantaMariaSun.com

Press Release Log 2017

Date of PR	Title	Date Sent to Media	Date Placed On Website	Media Pub	Date PR Published	Media Published	Date PR Published	Media Published	Date PR Published	Media Published
1/13/2017	NCSD Board of Directors Recognize Nipomo Students for Efforts in Conservation Poster Contest	1/13/2017	1/13/2017	SM Times	1/18/2017	Adobe	1/19/2017	BC Water News	1/16/2017	
1/17/2017	Nipomo CSD Swears in Directors and Elects Board Officers for 2017	1/17/2017	1/17/2017							
1/27/2017	Board Decides not to Enforce Additional Stage IV Conservation Measures Further Review to Take Place in the Spring	1/27/2017	1/27/2017	BC Water News	1/30/2017					
2/9/2017	Board Awards Contract for Palms Lift Station Rehabilitation Project Engineering Services	2/9/2017	2/9/2017							
2/24/2017	Board Approves Agreement for Legal Services	2/24/2017	2/24/2017	Tribune	3/2/2017	Cal Coast News	3/3/2017			
3/9/2017	Nipomo CSD Receives Accounting Excellence Award for a Fourth Year	3/9/2017	3/9/2017	BC Water News	3/10/2017					

Press Release Log 2017

Date of PR	Title	Date Sent to Media	Date Placed On Website	Media Pub	Date PR Published	Media Published	Date PR Published	Media Published	Date PR Published	Media Published
5/19/2017	Nipomo CSD to Celebrate Completion of Nipomo Supplemental Water Project Reservoir	5/19/2017	5/19/2017	KCOY	5/24/2017	KSBY	5/24/2017	BC Water News	5/25/2017	
6/13/2017	Temporary Road Closure Due to System Maintenance	6/13/2017	6/13/2017	SM Times	6/15/2017					
6/23/2017	Nipomo's Severe Water Shortage Condition Continues Nipomo Area Water Purveyors Encourage Nipomo Residents to Continue Conserving	6/23/2017	6/23/2017	KCOY	6/26/2017	SM Sun	6/29/2017	SM Times	7/6/2017	KSBY
7/10/2017	Transparency Certificate of Excellence Awarded a Third Time to Nipomo Community Services District	7/10/2017	7/10/2017							
7/13/2017	District Remains in Stage IV Water Shortage Conditions - Board Keeps Current Actions in Place	7/13/2017	7/13/2017	SM Times	7/13/2017	BC Water News	7/14/2017	Tribune	7/17/2017	
8/3/2017	Community Invited to Participate in Water Rate Study	8/3/2017	8/3/2017	SM Times	8/10/2017					

FOR IMMEDIATE RELEASE

Date: November 1, 2017
Contact: Mario Iglesias, General Manager
Nipomo Community Services District
148 S. Wilson St., Nipomo, CA 93444
Phone: (805) 929-1133 – Email: miglesias@ncsd.ca.gov



District Board Adopts Ordinance Amending Leak Adjustment Procedures

At its October 25th Regular Meeting the District’s Board of Directors adopted an Ordinance amending District Code sections pertaining to leak adjustment procedures.

In March 2013 the Board adopted Ordinance 2013-118 revising District water code allowing the general manager to grant customer relief from high water bills under limited circumstances. Nipomo CSD policy holds that all water metered to a customer is the customer’s responsibility regardless of circumstance. When leaks occur on the customer side of the water meter and go undetected, high water use and high water bills can result.

Currently, Nipomo CSD calculates the relief provided to customers with high water bills caused by customer-side water leaks by lowering the adjusted amount of water loss into Tier 2. With the Board’s recent adoption of a uniformed rate structure, the District can no longer use this methodology.

Changes to the Leak Adjustment procedure include:

Calculating the level of customer relief by deducting the Supplemental Water cost. Water loss caused by a customer side leak would increase the amount of pumped groundwater from District groundwater wells – not increase importation of water from Santa Maria.

Setting a minimum level of relief of \$100 for qualification of a leak adjustment. The leak adjustment option is limited to once every three years and is intended to provide relief for cost burdens caused by significant customer-side leaks.

General Manager, Mario Iglesias, stated “Water leaks can cost our customers a lot of money. While all leaks can’t be prevented, the District can help offset these unexpected events by providing customers with a leak adjustment option.”

The changes go into effect December 1st.

For more information please contact the Nipomo Community Services District at 929-1133, info@ncsd.ca.gov or visit www.ncsd.ca.gov.

###

Established in 1965 to meet the health and sanitation needs of the local community, Nipomo Community Services is pleased to provide a wide variety of services throughout its district including the provision of water, sewer, and waste management services as well as lighting and drainage in limited areas. The mission of Nipomo Community Services District is to provide its customers with reliable, quality, and cost-effective services now and in the future.

FOR IMMEDIATE RELEASE

Date: November 1, 2017
Contact: Mario Iglesias, General Manager
Nipomo Community Services District
148 S. Wilson St., Nipomo, CA 93444
Phone: (805) 929-1133 – Email: miglesias@ncsd.ca.gov



**Board Approves Agreement for Development of Energy Services Report
District Seeks to Reduce Costs**

At its October 25th Regular Meeting the District’s Board of Directors approved a sole-source Agreement with OpTerra Energy Services, Inc. in the amount of \$29,853 for professional services to complete a Development Program Report. OpTerra provides energy conservation, engineering and project development services.

At its September 13th Regular Meeting, the Board heard a presentation from OpTerra Energy Services regarding opportunities to reduce energy costs across its water and wastewater facilities.

The District operates and maintains water and wastewater facilities that consume approximately 2,500,000 kWhs of electricity at a cost in excess of \$500,000 per year. The cost of electricity is the highest variable cost element in the District’s annual budget. District staff continually explore opportunities to reduce operations and maintenance costs and the Program Development Agreement with OpTerra is the first step.

OpTerra will be completing a thorough evaluation of the District’s power consumption to obtain information for development of an energy conservation and cost reduction action plan. This will be specific to the District’s power demand profile.

California Government Code allows a public agency to enter into sole-sourced energy conservation contract to develop, acquire, and finance equipment and services to reduce energy use or to make for a more efficient use of energy, after making certain findings at a noticed public hearing.

Other agencies such as the Lucia Mar Unified School District and the City of Pismo Beach have contracted with OpTerra Energy Services for similar services.

General Manager, Mario Iglesias, stated “Alternative energy sources are more compelling when they lower the cost of energy. The cost of migrating to these cleaner sources of energy must be balanced with economic realities in the community. If the time is right, OpTerra Energy Services will provide the District with insight to make an intelligent, strategic move towards this technology.”

The plan and program information will be shared with the public on the District’s website as they become available.

For more information please contact the Nipomo Community Services District at 929-1133, info@ncsd.ca.gov or visit www.ncsd.ca.gov.

###

Established in 1965 to meet the health and sanitation needs of the local community, Nipomo Community Services is pleased to provide a wide variety of services throughout its district including the provision of water, sewer, and waste management services as well as lighting and drainage in limited areas. The mission of Nipomo Community Services District is to provide its customers with reliable, quality, and cost-effective services now and in the future.



Nipomo water rates to increase

Posted: Oct 23, 2017 5:40 PM PDT

Updated: Oct 23, 2017 5:40 PM PDT

By KSBY Staff

Nipomo residents will soon be paying more for their water.

The Nipomo Community Services District Board of Directors adopted a water rate increase and new uniform rate structure at its meeting on Oct. 11.

The new uniform rate structure eliminates tiered rates. All users will now pay \$4.97 per unit of water used. Fixed and Volume Charges will increase an average of about 9 percent per year until 2022. The rate increase goes into effect on Dec. 1.

The District says the rate increase is necessary to keep up with operating costs and the cost of importing supplemental water from Santa Maria.

Central Coast water companies ask state to approve rate increases


By GRETA MART · 21 HOURS AGO

[Tweet](#)

[Share](#)

[Google+](#)

[Email](#)



GRETA MART/KCBX

Customers of the water corporations California Water Services, Golden State Water Company and California-American Water may soon be seeing rate increases on their monthly bills. The three companies provide water to areas of Salinas, Monterey County, Los Osos and Santa Maria on the Central Coast, and all have asked the California Public Utilities Commission (CPUC) to approve rate hikes.

If approved, as of January 1, Golden State Water Company would earn almost \$12 million dollars more a year in revenue. California-American Water company is asking for a \$5 million dollar annual raise in revenue and California Water Service Company is asking to increase rates to earn \$10 million dollars more each year in revenue.

For Golden State Water Company customers in Los Osos, if the CPUC approves the company's application, average monthly bills will go up by \$4.69 for residential service and \$16.80 for non-residential service. That's according to data provided to the CPUC by the company.

The statewide Office of Ratepayer Advocates has protested in increases. As did the city of Bakersfield on behalf of its residents, calling the requested rate increases as "inequitable, unreasonable, unjustified and burdensome on customers."

The CPUC has scheduled public meetings so that a commission judge can hear from customers. One of those hearings is on November 1 in Monterey. For those who can't attend, the commission encourages the public to submit comments on the proposed rate increases. More information can be found on the California Public Utilities Commission website.



New Pismo Beach city initiative aims to save money and electricity

Posted: Oct 26, 2017 12:21 PM PDT
Updated: Oct 26, 2017 12:21 PM PDT

By Megan Abundis



The City of Pismo Beach says it wants to be a sustainable beach community, so it's moving forward with an energy efficiency initiative which city officials say will save them hundreds of thousands of dollars each year.

The city will be installing solar panels at the wastewater treatment plant and the police department that are expected to go online in early 2018.

Pismo Beach City Manager Jim Lewis says the city is also looking to change its fleet to energy efficient vehicles with public charging stations.

The city says the environmental benefits include a reduction of CO2 emissions equivalent to removing 250 cars from the road each year, lessening the city's carbon footprint.

"In this project, we're adding 700 kW of solar panels and new energy efficiency upgrades at all city facilities, air conditioning, heating, lighting, thermostats, etc. to bring down our electricity usage," Lewis said.

The project costs \$5 million, with \$4.2 million for the solar panels financed through federal government clean renewable energy bonds.

The city says the immediate electricity savings will be used to pay for the loan, and the city expects to be cash positive immediately.

"With the program, we are reducing the city's electricity costs by approximately 40 percent that will, over the 30-year life of the new project, provide the city with over \$5 million in savings," Lewis said.

In the next 12 months, the city says the public can expect to see construction complete on the entire initiative.

"Better lighting and HVAC systems at city facilities, charging station at city hall and stabilization of electricity costs over time which may result in smaller rate increases in the future," Lewis wrote in a statement.

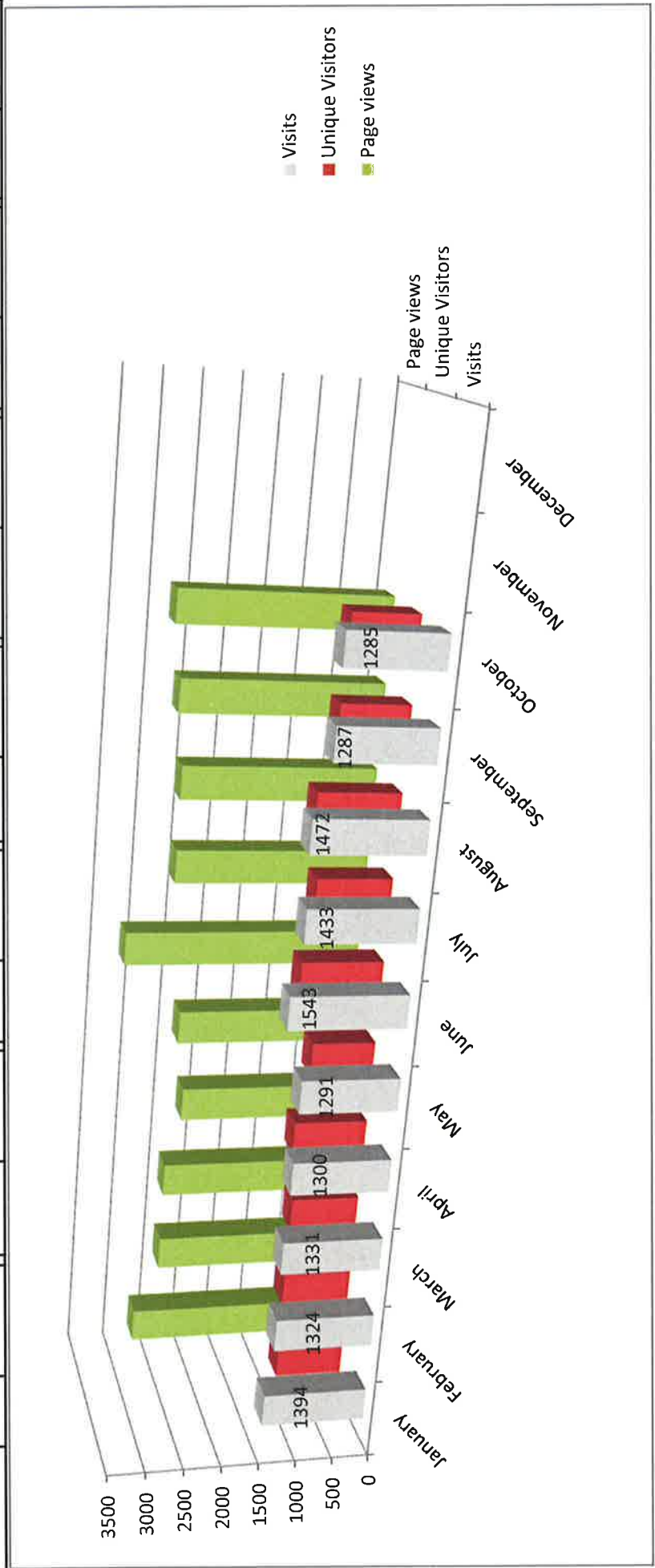
The city vehicles that will be swapped to electric cars include administrative vehicles, unmarked administrative police vehicles, and some beach capable vehicles.

2017 Website Traffic Summary

Week	Visits	Unique Visitors	Pageviews	Pages/Visit	Avg. Visit Duration	Bounce Rate	% New Visits	Highest Traffic Day
1/2/17 - 1/8/17	321	249	641	2	0:02:17	54.52%	57.63%	Wed 1/4
1/9/17 - 1/15/17	350	243	710	2.03	0:02:15	48.86%	50.29%	Mon 1/9
1/16/17 - 1/22/17	364	272	671	1.84	0:01:31	59.62%	54.95%	Fri 1/20
1/23/17 - 1/29/17	267	199	541	2.03	0:01:48	51.31%	52.06%	Mon 1/23
1/30/17 - 2/5/17	376	287	688	1.83	0:02:01	58.51%	51.86%	Fri 2/3
2/6/17 - 2/12/17	329	256	588	1.79	0:01:31	63.53%	60.79%	Wed 2/8
2/13/17 - 2/19/17	314	233	572	1.82	0:01:40	59.55%	54.78%	Fri 2/17
2/20/17 - 2/26/17	269	214	486	1.81	0:01:09	59.48%	57.62%	Tue 2/21
2/27/17 - 3/5/17	383	302	698	1.82	0:02:14	64.49%	58.75%	Fri 3/3
3/6/17 - 3/12/17	237	186	476	2.01	0:01:14	56.96%	57.81%	Mon 3/6
3/13/17 - 3/19/17	281	214	521	1.85	0:01:55	61.21%	58.72%	Fri 3/17
3/20/17 - 3/26/17	278	202	522	1.88	0:01:13	61.87%	56.12%	TW 3/21-22
3/27/17 - 4/2/17	315	237	565	1.79	0:01:36	63.49%	58.41%	Tue 3/28
4/3/17 - 4/9/17	309	258	485	1.57	0:00:57	68.93%	59.55%	W 4/5
4/10/17 - 4/16/17	275	212	482	1.75	0:01:20	63.64%	50.18%	M 4/10
4/17/17 - 4/23/17	297	248	557	1.88	0:01:10	62.63%	59.26%	F 4/21
4/24/17 - 4/30/17	376	317	655	1.74	0:01:14	69.68%	72.61%	Su 4/30
5/1/17 - 5/7/17	335	247	638	1.9	0:01:50	57.61%	50.75%	Fri 5/5
5/8/17 - 5/14/17	266	191	471	1.77	0:01:50	60.90%	50.00%	Wed 5/10
5/15/17 - 5/21/17	296	218	567	1.92	0:02:01	62.16%	53.38%	Fri 5/19
5/22/17 - 5/28/17	293	207	514	1.75	0:01:35	59.73%	51.54%	Mon 5/22
5/29/17 - 6/4/17	251	201	480	1.91	0:01:49	62.95%	60.96%	Fri 6/2
6/5/17 - 6/11/17	378	287	695	1.84	0:02:03	62.70%	53.70%	Mon 6/5
6/12/17 - 6/18/17	326	246	692	2.12	0:02:11	54.60%	59.51%	Mon 6/12
6/19/17 - 6/25/17	357	278	745	2.09	0:01:46	57.98%	60.22%	Fri 6/23
6/26/17 - 7/2/17	388	304	851	2.19	0:02:15	58.25%	61.08%	Mon 6/26
7/3/17 - 7/9/17	334	246	598	1.79	0:02:14	65.27%	54.79%	Fri 7/7
7/10/17 - 7/16/17	360	293	640	1.78	0:01:48	64.44%	61.39%	Thu 7/13
7/17/17 - 7/23/17	333	251	605	1.82	0:02:26	65.77%	53.45%	Fri 7/21
7/24/17 - 7/30/17	292	220	513	1.76	0:01:47	61.30%	59.59%	Wed 7/26
7/31/17 - 8/6/17	366	298	621	1.7	0:02:12	66.94%	57.92%	Fri 8/4

Website Traffic Summary

2017	Visits	Chg from Prev Mo	Unique Visitors	Chg from Prev Mo	Page views	Chg from Prev Mo	Pages/Visit	Chg from Prev Mo	Avg. Visit Duration	Chg from Prev Mo	Bounce Rate	Chg from Prev Mo	% New Visits	Chg from Prev Mo
January	1394		921		2733		1.96		0:01:57		53.37%		53.73%	
February	1324	-5.02%	934	1.41%	2436	-10.87%	1.84	-6.12%	0:01:47	-8.55%	61.03%	14.35%	56.34%	4.86%
March	1331	0.53%	920	-1.50%	2441	0.21%	1.83	-0.54%	0:01:30	-15.89%	61.91%	1.44%	57.78%	2.56%
April	1300	-2.33%	988	7.39%	2263	-7.29%	1.74	-4.92%	0:01:15	-16.67%	66.62%	7.61%	61.54%	6.51%
May	1291	-0.69%	848	-14.17%	2385	5.39%	1.85	6.32%	0:01:50	46.67%	59.80%	-10.24%	52.44%	-14.79%
June	1543	19.52%	1099	29.60%	3173	33.04%	2.06	11.35%	0:02:04	12.73%	58.85%	-1.59%	58.07%	10.74%
July	1433	-7.13%	1002	-8.83%	2580	-18.69%	1.8	-12.62%	0:02:05	0.81%	64.41%	9.45%	57.92%	-0.26%
August	1472	2.72%	1105	10.28%	2587	0.27%	1.76	-2.22%	0:01:30	-28.00%	65.69%	1.99%	62.30%	7.56%
September	1287	-12.57%	920	-16.74%	2685	3.79%	2.09	18.75%	0:02:07	41.11%	59.36%	-9.64%	58.74%	-5.71%
October	1285	-0.16%	890	-3.26%	2801	4.32%	2.18	4.31%	0:01:46	-16.54%	47.70%	-19.64%	54.32%	-7.52%
November														
December														



2016 Facebook Summary

Week	New Users	Comment Likes	Comment Shares	User Posts/ Messages	*Content Views	Most Popular Post
5/5/17 - 5/18/17 (14 days)	1	4	0	0	410	Free educational community event this Sunday in #Nipomo! Dana Adobe Cultural Center (132 views)
5/19/17 - 6/8/17 (21 days)	2	15	1	2	905	Today the District celebrated another milestone - the completion of a 500,000 gallon reservoir tank. The tank is another phase of the #Nipomo Supplemental Water Project which interconnected the District's and the City of Santa Maria's water systems. Thank you to Lynn Compton 4th District Supervisor, Santa Maria Mayor Pro Tem Jack Boyesen, representatives from Assemblyman Jordan Cunningham and Senator Bill Monning's offices, and the Nipomo Chamber of Commerce for attending the event. (450 views)
6/9/17 - 6/22/17 (14 days)	0	3	0	0	211	It's warming up out there and that likely means more irrigation! The Resource Conservation District is providing free irrigation evaluations to promote #waterwise practices. Contact them by June 30th! More info below. (81 views)
6/23/17 - 7/6/17 (14 days)	4	11	1	4	422	Statement from Nipomo Water Purveyors: Nipomo's Severe Water Shortage Continues. More at www.ncsd.ca.gov (89 views)

2016 Facebook Summary

Week	New Users	Comment Likes	Comment Shares	User Posts/ Messages	*Content Views	Most Popular Post
7/7/17 - 7/20/17 (14 days)	0	8	0	1	163	For the third time, the District has received the "District Transparency Certificate of Excellence" award in recognition of its outstanding efforts to promote transparency and good governance. www.ncsd.ca.gov #DistrictsMakeTheDifference #SDLF Special District Leadership Foundation (83 views)
7/21/17 - 8/3/17 (14 days)	2	1	0	2	146	InsideNCSD: Water project, more rain needed to ensure supply (53 views)
8/4/17 - 8/17/17 (14 days)	1	2	0	0	138	Join the conversation! Come hear about the rate-setting process, the proposed rates and ask questions. Two sessions on Tue, 8/22. (54 views)
8/18/17 - 9/7/17 (21 days)	1	3	1	0	323	Government works best with trust. Read the August Manager's Column. www.ncsd.ca.gov (73 views)
9/8/17 - 9/28/17 (28 days)	1	2	0	1	354	Next week is the trash company's fall cleanup week. Now's a good time to throw out some unwanted items. (90 views) _Emergency Preparedness month is a good time to make a plan. More information on what to do before, during, and after an earthquake can be found at ready.gov/earthquakes #emergencypreparedness (89 views)
9/29/17 - 10/19/17 (21 days)	2	3	1	1	429	District reps will be at the Nipomo Chamber Oktoberfest this Sunday. Come visit us for some information items, giveaways and games! #Nipomo (109 views)

2016 Facebook Summary

Week	New Users	Comment Likes	Comment Shares	User Posts/ Messages	*Content Views	Most Popular Post
10/20/17 - 11/2/17 (14 days)	4	5	0	2	383	Agenda and Packet for the October 25th Regular Board Meeting has been posted on the District's website. www.ncsd.ca.gov (120 views)

2017 Twitter Summary

TWITTER

Week	List Growth (Followers)	Re-tweets (shared)	Mentions/Favorites (comments)	Link Visits (visits to links)	Content Views (Impressions)	Average Views/Day (Impressions)	Most Popular Post
4/7/17 - 5/4/17 (28 days)	2	4	2	10	3,300	118	It looks like the rain will let up early tomorrow morning. See you at Kids Day! #Nipomo @NipomoRec pic.twitter.com/EIAMjAta4h (307 views)
5/5/17 - 5/18/17 (14 days)	1	2	5	1	1,700	121	#DrinkingWaterWeek17 continues! Check and fix #leaks inside and outside your home to conserve water. #NipomoKnowsWater #AWWA pic.twitter.com/ledcBWxMnh (154 views)
5/19/17 - 6/8/17 (21 days)	0	5	9	8	3,100	148	Will you be there to help celebrate the completion of another phase of the #Nipomo Supplemental Water Project? Elected officials to speak. pic.twitter.com/kYQQ0nPNO6 (281 views)
6/9/17 - 6/22/17 (14 days)	1	2	3	0	1,900	136	Gardenia Street at Tefft Street in #Nipomo will be temporarily closed 6/19-6/23 for system maintenance. pic.twitter.com/cQbZ104qoi (241 views)
6/23/17 - 7/6/17 (14 days)	5	2	3	6	1,500	107	Statement from Nipomo Water Purveyors: Nipomo's Severe Water Shortage Continues. More at http://www.ncsd.ca.gov pic.twitter.com/oP9NpQv1Y8 (182 views)
7/7/17 - 7/20/17 (14 days)	5	1	5	3	2,000	143	#Nipomo sees minor increase in groundwater level despite winter storms. District is asking all to use water wisely. ksby.com/story/35829250... (556 views)

2017 Twitter Summary

TWITTER


Week	List Growth (Followers)	Re-tweets (shared)	Mentions/ Favorites (comments)	Link Visits (visits to links)	Content Views (Impressions)	Average Views/Day (Impressions)	Most Popular Post
7/21/17 - 8/3/17 (14 days)	4	0	0	3	1,100	79	Saving water, saves money! Make water conservation a California way of life. #waterwisewednesday pic.twitter.com/QOyGxlx7IP (107 views)
8/4/17 - 8/17/17 (14 days)	3	1	3	1	1,800	129	Agenda and Packet for the August 9th Regular Board Meeting have been posted on the District's website.... http://fb.me/1pdwBEded (138 views)
8/18/17 - 9/7/17 (21 days)	3	2	3	2	3,200	152	Come join the water rate conversation today at one of two workshops at the District office. More info below. pic.twitter.com/F1SRg8m1D0 (339 views)
9/8/17 - 9/28/17 (28 days)	2	1	2	4	2,900	104	Throwback Thursday to the District's primary well, Eureka. Photo is c1980. Replacement of this well is currently in design. #Nipomo #tbt pic.twitter.com/UXh1Pb802h (243 views)
9/29/17 - 10/19/17 (21 days)	0	4	2	8	3,600	171	Tomorrow, @SLO_CountyGov is hosting Creek Day throughout #SLOCounty Join your neighbors in #Nipomo. More info below. pic.twitter.com/GSANA5EGHh (1,735 views)
10/20/17 - 11/2/17 (14 days)	3	0	1	1	1,200	86	#tbt to construction of the #Nipomo Supplemental Water Project. The pipeline is currently delivering over 900K gal of water a day! pic.twitter.com/BcptrdZUqe (138 views)

November 8, 2017

ITEM F

ATTACHMENT B

South County Sanitary



4388 Old Santa Fe Road • San Luis Obispo, CA 93401
(805) 543-0875

RECEIVED

OCT 12 2017

NIPOMO COMMUNITY
SERVICES DISTRICT

Nipomo CSD
Mario Iglesias
148 S. Wilson Ave
Nipomo, CA 93444

October 9, 2017

Dear Mario,

The purpose of this letter is to inform the CSD of the pre-approved interim year rate adjustment for customers of South County Sanitary. The price increase, effective January 1, 2018, will be 1.60% which is the June 30, 2017 Consumer Price Index (CPI) for Urban Wage Earners and Clerical Workers U.S. City Average published by the U.S. Department of Labor. A visual supporting the price increase has been included with this letter on the next page.

In prior years, price increases included a component relating to the Cold Canyon Landfill ratemaking expansion. This is the county approved \$2.25/ton tipping fee increase to South County Sanitary. For 2018, it was decided the landfill will not seek the increase. With that said, the overall price increase will be the 1.60% and customers will be notified of the increase via verbiage at the bottom on their January 2018 bill.

Please call with any questions or concerns.

Thanks,

A handwritten signature in blue ink, appearing to be 'Patrick Fenton'. The signature is stylized and fluid.

Patrick Fenton

District/General Manager

Consumer Price Index (CPI)

Urban Wage Earners and Clerical Workers U.S. City Average

Data extracted on: August 23, 2017 (12:07:31 AM)

CPI-All Urban Consumers (Current Series)

12-Month Percent Change

Series Id: CUSR0000SA0

Seasonally Adjusted

Series Title: All items in U.S. city average, all urban consumers, seasonally adjusted

Area: U.S. city average

Item: All items

Base Period: 1982-84=100

Download: [XLS](#) [xlsx](#)

Year	Jan	Feb	Mar	Apr	May	Jun	Jul	Aug	Sep	Oct	Nov	Dec	HALF1	HALF2
2007	2.1	2.4	2.8	2.6	2.7	2.7	2.3	1.9	2.8	3.6	4.4	4.1		
2008	4.3	4.1	4.0	3.9	4.1	4.9	5.5	5.3	5.0	3.7	1.1	0.0		
2009	-0.1	0.0	-0.4	-0.6	-1.0	-1.2	-2.0	-1.5	-1.4	-0.2	1.9	2.8		
2010	2.6	2.2	2.3	2.2	2.0	1.1	1.3	1.2	1.1	1.2	1.1	1.4		
2011	1.7	2.1	2.6	3.1	3.5	3.5	3.6	3.8	3.8	3.5	3.5	3.1		
2012	3.0	2.9	2.6	2.3	1.7	1.7	1.4	1.7	1.9	2.2	1.8	1.8		
2013	1.7	2.0	1.5	1.1	1.4	1.7	1.9	1.5	1.1	0.9	1.2	1.5		
2014	1.6	1.2	1.6	2.0	2.1	2.0	1.9	1.7	1.6	1.6	1.3	0.7		
2015	-0.2	-0.1	0.0	-0.1	0.0	0.2	0.2	0.2	0.0	0.1	0.4	0.7		
2016	1.4	1.0	0.9	1.1	1.0	1.0	0.9	1.1	1.5	1.6	1.7	2.1		
2017	2.5	2.8	2.4	2.2	1.9	1.6	1.7							

November 8, 2017

ITEM F

ATTACHMENT C

NIPOMO COMMUNITY

BOARD MEMBERS

DAN ALLEN GADDIS, PRESIDENT
ED EBY, VICE PRESIDENT
BOB BLAIR, DIRECTOR
CRAIG ARMSTRONG, DIRECTOR
DAN WOODSON, DIRECTOR



SERVICES DISTRICT

STAFF

MARIO IGLESIAS, GENERAL MANAGER
LISA BOGNUDA, FINANCE DIRECTOR
PETER SEVCIK, P.E., DIRECTOR OF ENG. & OPS.
WHITNEY MCDONALD, GENERAL COUNSEL

Serving the Community since 1965

148 SOUTH WILSON STREET POST OFFICE BOX 326 NIPOMO, CA 93444 - 0326
(805) 929-1133 FAX (805) 929-1932 Website address: ncsd.ca.gov

November 1, 2017

Mr. Zaffar Eusuff
California Department of Water Resources
Division of Integrated Regional Water Management
Financial Assistance Branch
Post Office Box 942836
Sacramento, CA 94236

Dear Mr. Zaffar:

**SUBJECT: SUPPORT FOR THE 2017 COUNTY OF SAN LUIS OBISPO SUSTAINABLE
GROUNDWATER PROPOSAL GRANT APPLICATION**

This letter is being submitted in support of the County of San Luis Obispo's consolidated 2017 County of San Luis Obispo Sustainable Groundwater Proposal grant application for the San Luis Obispo (Edna) Valley Basin and the Santa Maria Basin Fringe Areas.

This Sustainable Groundwater Planning (SGWP) Grant Program's "Groundwater Sustainability Plans and Projects" funding will allow the groundwater sustainability agencies (GSAs) that cover the San Luis Obispo (Edna) Valley Basin and the Santa Maria Basin Fringe Areas (where required by the Sustainable Groundwater Management Act) to develop groundwater sustainability plans (GSPs).

This grant application will help fund many of the most important activities in the development of successful GSPs, including:

1. Developing outreach strategies that help connect basin users to the GSP;
2. Developing a data/information management system and web-based portal to help streamline data/information collection and sharing among GSAs/basin users; and
3. Completing technical efforts (i.e. hydrogeologic conceptual/flow models) needed for GSP.

These efforts will greatly help our local groundwater basins and its users to plan and develop GSPs for sustainable groundwater management through its implementation. We appreciate your consideration of the 2017 County of San Luis Obispo Sustainable Groundwater Proposal and urge you to support the county's efforts in the development of GSPs for sustainable groundwater basin management.

Sincerely,

NIPOMO COMMUNITY SERVICES DISTRICT



Mario Iglesias
General Manager

c: File