

TO: BOARD OF DIRECTORS
FROM: MARIO IGLESIAS
GENERAL MANAGER
DATE: December 8, 2017



**AGENDA ITEM
F
DECEMBER 13, 2017**

GENERAL MANAGER'S REPORT

ITEM

Standing report to your Honorable Board -- *Period covered by this report is November 5, 2017 through December 9, 2017.*

DISTRICT BUSINESS

Administrative

The District encourages residents to provide reports of any observed water waste. The District keeps an accounting of leak adjustments as a measure of non-revenue water lost to leaks. The October data below is current.

Office Activities

	<u>Oct-17</u>	<u>Jul-Oct 2017</u>
Reports of water waste followed up on	1	1
Leak Adjustments	6	11
Leak Adjustment Amount	\$1,487	\$4,629

Water Resources

1) Total Production (AF)

	<u>Nov-17</u>	<u>Jul - Nov 17</u>
Groundwater Production	79.3	529.9
Supplemental Water Imported	<u>83.4</u>	<u>424.3</u>
Total Production	<u>162.7</u>	<u>954.1</u>

In November 2017, NCSD imported 83.4 AF of water over the 30 day period averaging 629 gallons per minute for a daily total of 905,340 gallons per day. For fiscal year 2017-18 [July-2017 through June-2018] the District must import 800 AF of supplemental water. To import this amount of water, NCSD must maintain an average of 66.7 AF per month from the City of Santa Maria. The District imported 83.4 for November 2017, 16.7 AF more than the minimum required to reach the District's import water objective.

Table 2. FY 2018 Demand Reduction as Compared to 2013

	Nov-17	Year-to-Date Jul-Nov 2017
Total Production (AF) for FY 2017-18	162.7	954.1
Total Production (AF) for 2013	198.4	1,259.7
Reduction	35.7	305.6
Percentage Reduction	18.0%	24.3%

For November 2017, the community’s water conservation effort reached 18.0% compared to November 2013. The District’s Year-to-Date conservation effort for the first 5 months of the fiscal year is 24.3%.

3) NCSD GW Reduction

The District’s purveyor customers, GSWC and WMWC, each claim 16.66% (cumulatively 33.33%) of the imported water NCSD brings onto the basin through the NSWP. Of the 800 AF minimum imported water from the CSM, 266.6 AF will be credited to these two purveyor customers. The credited amount must be added to the District’s groundwater pumping total every month to reflect the groundwater pumped by these customers in-lieu of taking imported water from the District. Table 3 below demonstrates the calculus for determining the District’s groundwater reduction.

Table 3. NCSD GW Reduction (NCSD GW Well Production plus Purveyor Credit)

	Nov-17	Jul-Nov 17
NCSD GW Well Production	79.3	529.9
Purveyor Customer Credit (33.3% of Import Water)	27.5	140.0
NCSD Total Calculated GW Production	106.9	669.9
Average GW Production for 2009-2013	179.1	1,243.3
NCSD Percentage of GW Reduction	60%	54%

Taking into consideration the above referenced purveyor customer credit the District can claim a groundwater pumping reduction of 60% for the month of November compared to the 5-year average from 2009 to 2013. For the first five months of the fiscal year, the cumulative groundwater pumping reduction is reached 54%. At the current Stage IV level of NMMA’s Water Shortage Condition and Response Plan, the District has targeted groundwater reduction level of 50% for the year.

Rainfall Gauge

(Reported in inches)	Nipomo East (Dana Hills Reservoirs)	Nipomo South (Southland Plant)
October 2017 Total	0.04	0.28
July-2017 through June-2018 (Seasonal Total)	0.15	0.47
<hr/>		
Average Annual Year Rainfall	18	16

Safety Program

- Vehicle Accident, no injuries – District driver not at fault: other driver. District vehicle damage extensive. Out of service estimate: 8 to 12 weeks

Public Outreach

- [Attachment A] The following Public Outreach Program materials are attached:
 - A summary of recent outreach and education activities
 - District related outreach, advertising and news coverage
 - Press release log
 - Website and social media statistics

Other Items and News of Interest

Supplemental Water Capacity Accounting

The District is not currently accepting applications for new water service.

Supplemental Water Available for Allocation	500	AFY
Supplemental Water Reserved (Will Serve Letters Issued)	-23.2	AFY
Subtotal Net Supplemental Water Available for Allocation	476.8	AFY
Supplemental Water Assigned (Intent-to-Serve Issued)	-159.9	AFY
Total Remaining Supplemental Water Available for Allocation	316.9	AFY

This information is accurate up to December 6, 2017.

Connection Report

The Connection Report is current through November 2017.

Nipomo Community Services District Water and
Sewer Connections

	JUL-17	AUG-17	SEP-17	OCT-17	NOV-17
Water Connections (Total)	4383	4386	4388	4388	4400
Sewer Connections (Total)	3168	3169	3169	3169	3169
Activated Water Connections	0	3	2	0	12
Activated Sewer Connection	0	1	0	0	0
Galaxy & PSHH at Orchard and Division Sewer Connections billed to the County	473	473	473	473	473

Meetings (November 5 through December 9)

Meetings Attended (telephonically or in person):

- Nov 6, NCMA/NMMA CMC Prep
- Nov 7, Public Information Program Update
- Nov 8, NCMA/NMMA CMC Prep.
- Nov 8, Rotary
- Nov 8, Regular Board Meeting
- Nov 8, General Counsel/Management Team
- Nov 9, St. Joseph Church – Church Well
- Nov 9, Gyro Presentation
- Nov 10, Veteran's Day Holiday
- Nov 13, NMMA-TG Meeting
- Nov 13, Employee Personnel Evaluation
- Nov 14, Sensus Update
- Nov 14, Opterra Project Meeting
- Nov 15, Rotary
- Nov 15, Management Team
- Nov 16, Eng/Admin
- Nov 18, Water Efficiency Class
- Nov 20 – 22 Vacation
- Nov 23 – 24 Thanksgiving Holiday
- Nov 27, Sedaru – Asset Management
- Nov 27, Public Information Program Update
- Nov 28, NMMA Purveyor Managers
- Nov 28, Management Team
- Nov 29, Rotary
- Nov 29, Leak Detection Outreach Strategy
- Nov 29, Eng/Admin
- Nov 29, CA State Prop 84 Audit
- Dec 1, Blacklake Comm. Woodgreen LS
- Dec 4, Management Team
- Dec 5, All-weather Site Review LMD #1
- Dec 5, Public Information Program Update
- Dec 5, Board Officer Meeting
- Dec 6, Rotary
- Dec 6, IRWM
- Dec 7, Opterra Project Meeting
- Dec 8, NCSD Q4 All-hands Safety Meeting

Meetings Scheduled (December 10 through December 16):

- Dec 12, Public Information Program Update
- Dec 12, Eng/Admin
- Dec 13, Rotary
- Dec 13, Regular Board Meeting
- Dec 13, General Counsel/Management Team
- Dec 14, NMMA-TG Meeting

Water Resource Meetings

- *NMMA-TG: December 14th @ 10 AM, Wallace Group SLO*
- *RWVG February 7th @ 10:00 AM, SLO Library*
- *WRAC: January 3rd @ 1:30 PM, SLO Library*
- *NMMA Purveyor Meeting: January 18th @ 10:00 AM, NCSD Admin Office*
- *NCMA/NMMA Managers Meeting: TBA*

RECOMMENDATION

Staff seeks direction and input from your Honorable Board

ATTACHMENTS

- A. Public Outreach Program Materials

December 13, 2017

ITEM F

ATTACHMENT A

**NCSO Outreach Summary
December 2017**

Date Started	Outreach	Description	Status	Date Completed
* 11/6/2017	Chamber Email Blast	Conservation Tip for Chamber of Commerce weekly email update	Complete	11/6/2017
* 11/9/2017	Ad	FOG ad in 11/17 SM Times	Complete	11/9/2017
* 11/9/2017	Ad	FOG ad in 11/16 Sun	Complete	11/9/2017
11/13/2017	Chamber Email Blast	Conservation Tip for Chamber of Commerce weekly email update	Complete	11/13/2017
10/26/2017	Landscape Maintenance District	Updates to members and coordination with landscape company; Phase I	Complete	11/17/2017
10/24/2017	Conservation Workshop	Coordination with GSWC on free conservation class for customers	Complete	11/18/2017
* 11/17/2017	Manager's Column	Article for Manager's Column in SM Times 11/24	Complete	11/20/2017
11/20/2017	Ad	Conservation and article in December Gateway Gazette	Complete	11/20/2017
11/20/2017	Chamber Email Blast	Conservation Tip for Chamber of Commerce weekly email update	Complete	11/20/2017
11/20/2017	Recruitment	Advertising and recruitment posting for Water Operator I position	Complete	11/21/2017
* 11/6/2017	District Newsletter	2017 3rd quarter newsletter for Nov/Dec distribution	Complete	11/22/2017
11/21/2017	Promo Items	Creation of customer giveaway - calendar magnet with important phone numbers and dates	Complete	11/22/2017
11/27/2017	Chamber Email Blast	Conservation Tip for Chamber of Commerce weekly email update	Complete	11/27/2017
* 11/27/2017	Ad	Conservation ad in 12/1 SM Times	Complete	11/27/2017
* 11/28/2017	E-Newsletter	November Quarterly Newsletter	Complete	11/28/2017
* 11/28/2017	Press Release	Nipomo CSD Receives "Clean Opinion" for Fiscal Year 2016-2017 Financial Audit Report	Complete	11/29/2017
11/28/2017	Education	Meeting and updated brochures from Integrated Waste Management	Complete	11/29/2017

**NCS D Outreach Summary
December 2017**

Date Started	Outreach	Description	Status	Date Completed
11/29/2017	Ad	Conservation ad in 12/7 Sun	Complete	11/29/2017
11/3/2017	Social Media	Content posting	Complete	12/7/2017
11/3/2017	Website Updates	Home page; minutes; packets; articles; press releases; audit report; FAQs; etc	Complete	12/7/2017
8/22/2017	Radio PSA	Coordination of conservation Radio PSA with neighboring water agencies	In Progress	
11/1/2017	Blacklake Sewer MP Outreach	Development of outreach plan for Blacklake Sewer Master Plan	In Progress	
11/1/2017	Demonstration Garden	Coordination with All Weather to place plant signs at LMD for a demonstration garden	In Progress	
11/6/2017	Conservation Workshop	Coordination with Water Savers for residential leak detection class in January	In Progress	
11/28/2017	Education	Judging of Science Discovery conservation Poster Contest entries/awards	In Progress	
11/30/2017	Meter Tag	Creation of notice on tampering for water meters	In Progress	

* Included in Packet

Jessica Matson

From: Nipomo Chamber of Commerce <info@nipomochamber.org>
Sent: Tuesday, November 7, 2017 1:04 PM
To: Jessica Matson
Subject: Weekly News - Nov 7, 2017



Nipomo
CHAMBER OF
COMMERCE

Weekly News

Nov 7, 2017

Business Mixer this Thursday, November 9th at the Nipomo Chamber offices, 239 W. Tefft St.



Sponsored by [Mishoulam Insurance Services](#). The event starts at 5:00 pm and as always there will be great food, drink and prizes, right in the heart of Olde Towne Nipomo!

For Info Contact:

Board of Directors
admin@nipomochamber.org

Chamber Hours

By Appointment

239 W. Tefft St.
Nipomo, CA 93444

Office: 805.929.1583

Fax: 805.929.5835

info@nipomochamber.org

President's Circle

[Sponsors](#)

[Community Health Centers](#)

[Nipomo Recreation](#)

[Wells Fargo Bank](#)

[Rabobank](#)

Major

[Sponsors](#)

What is the cost of not having water?

Add the cost of water to the list of reasons living in California is so expensive. Maybe the perception that water is expensive is because we compare with how much it cost in the communities where we came from. It could be that organizations providing water simply charge too much or people running these organizations are not up to the challenge. The reasons we are seeing double digit water rate increases year after year could be because there are more people in an environment not capable of providing more water without more infrastructure. Whatever the reason, living with the high cost of water seems to be the new norm up and down the Central Coast.

Many people who move to the Central Coast may come from areas where water is not as big of an issue as it is here. Parts of the country, and even parts of California, have an abundance of water. Like any commodity, if there is plenty to go around, the cost is generally less. We all understand the supply and demand model. But is the water shortage real or just the result of poor management of a critical resource?

The challenge to provide a reliable water supply for the Central Coast was recognized and documented in the early 1980s. At that time the population in San Luis Obispo County was 155,000. Today the population is 283,000. Over the last 27 years there have been millions of dollars spent on water projects to provide an adequate and reliable water supply for a population that has nearly doubled. However, we continue to find ourselves in periods of critical water shortage. With the evidence before us, it could be argued that not enough has been done.

Like other water agencies, the Nipomo Community Services District recently needed to adjust its water rates. The new rates will provide for a reliable water supply for the community. A reliable supply requires diligent maintenance of equipment that can deliver adequate water on demand to every customer's tap. While not a double-digit increase year over year, the 9% average increase has a real impact on customers. It is not an easy task for any organization to raise fees. Developing responsible rates means budgeting to maintain and replace aging infrastructure as well as planning to secure a reliable source of water.

The Central Coast has a unique set of water consumers in that most recognize the water reality we live in and the need to add to the security of that water supply. With only a vulnerable groundwater basin to draw from, communities on the Nipomo Mesa committed to do something. The Nipomo Supplemental Water Project changed the water reality on the Mesa, but it came with a price. Approximately one-third of the community's water needs were met last year by imported water through the Project. While the debate continues over the need for the project, it is clear that without water provided by this project, the community would face greater conservation measures during years of drought.

The future water challenges for our area will no doubt continue as will the need to commit funding to meet those challenges. While we contemplate the cost/benefit of water projects, consideration should be given to the question, what is the cost of not having water? By taking responsible action, communities on the Nipomo Mesa have secured another source of water supply and, for the foreseeable future, don't have to address this question.

Until next time...

Mario Iglesias, General Manager, info@ncsd.ca.gov, Facebook and Twitter @NipomoCSD

The mission of the Nipomo Community Services District is to provide its customers with reliable, quality, and cost-effective services now and in the future.

[CoastHills](#)

[Phillips 66 Santa Maria](#)

[Rotary Club of Nipomo](#)

[The Monarch Club](#)

[Obispo Wealth Management](#)

Over Watering?
Turn your irrigation down or off.
Most landscapes require little or no water during cooler temps.

SAVE WATER, SAVE MONEY!

For tips go to our website: www.ncsd.ca.gov or social media [f](#) [t](#) /NipomoCSD


Nipomo Community Services District

Designing their dream skatepark

Nipomo skaters, community members offer ideas during county workshop

STAFF REPORT

Over 60 skaters, San Luis Obispo County officials and community members crowded into the Nipomo Library on Wednesday to give input on the skatepark proposed for the Nipomo Community Park.

Stanzic, the architectural firm awarded the contract to design the park, led Wednesday's design visioning workshop. During the workshop, local skaters were directed to break into five teams for the purpose of sketching out elements they would like

to see included in their dream park.

Lead designer Kanten Russell will evaluate the common features sought by local skaters and use that input to customize the park. The features will accommodate all skill levels.

The 10,000-square-foot skatepark, which is part of the board-approved Nipomo Park Master Plan, will be built at the intersection of Orchard Road and Telford Street, adjacent to the Nipomo Library and directly

above the dog park. The terrain style will include both street-scape and transition (vertical bowls). The project also will include a small parking lot and bathroom to minimize impacts on the nearby library.

The skatepark's design is slated to be finished by April. The San Luis Obispo County Board of Supervisors awarded \$150,000 toward the design phase of the project last month. After the design is complete, county officials will return to the board to ask for additional funding for project construction.

For project updates, visit the Nipomo Skate Park Group on Facebook.



CONTRIBUTED PHOTO BY TOM SLATER

Skaters and community members of all ages were instructed to sketch out their 'dream park' during a design visioning workshop Wednesday hosted by San Luis Obispo County parks officials. The workshop was held at the Nipomo Library.

Nipomo FFA excels at BIG contest

KAYLA JALEBY
Nipomo FFA Reporter

On Wednesday, Nov. 8, Nipomo FFA competed at the sectional Greenhand contest held at Nipomo High School. Nipomo FFA's Best Informed Greenhand team did exceptionally well and ended up winning the contest. The members who competed were Samantha Alvarado, Megan Galswyk, Jason Millhorn, Jackson Powers, and Chloe Silva.



CONTINUED

The 3rd and 4th high individuals were Jason Millhorn and Megan Galswyk. The objective of the Best Informed Greenhand contest is to understand the aims, purposes, history, and structure of the state and national FFA student organizations. They must also know the opportunities it makes available as referenced in the current National FFA Manual. The contest is only for freshmen agricultural education students who are FFA members. Each chapter may enter up to five participants in the Best Informed Greenhand contest, with the top three scores count-

ing toward the team total, with all five being eligible for individual awards. BIG competitors posing with their awards after the sectional contest. From left to right: Chloe Silva, Riley Sellers, Jackson Powers, Jason Millhorn, Samantha Alvarado, and Megan Galswyk.

After asking Chloe Silva about her experience in the contest, she replied, "I was very nervous going into the test. Even though I was scared about the whole thing, I knew we would do good because we had lots of time to prepare. I'm really proud of my team and I'm super excited to keep working with them throughout the year."

Nipomo FFA is proud of their Greenhand members for taking the first step in their FFA careers. The students were able to gain experience and confidence in their first contest, and will take away valuable information for future contests. This is just the beginning of their Greenhand FFA career and will help prepare them for the biggest contest of the year, which is the State competition in May.

OUR NIPOMO

Discussion, lawn bowling and a happy Thanksgiving!

Critter Corner: Our little stay-at-home crits seem to be filling up on as much seed as they can and are having a grand old time. We still have little mama and little miss around, they come most nights and look for their grapes, but things are very quiet here

and all seems to be well.

Central Coast New Tech High School will be hosting their annual Salon Night on Thursday, Nov. 30. They will be attempting to engage the community on issues in our government and teach the kids how to discuss things in a civil manner. All of this takes place from 6 to 8 p.m. at the Pavilion at Cypress Ridge. Sounds like a winner to me. Hope you all consider it.

Nipomo Newcomers and Social Club will be holding lawn bowling at 1 p.m. on Friday, Nov. 17, and Bridge at 1 p.m. at the Blacklake community

center. We know you are all getting ready for the big bird day next week so just thought if you were looking for a few more things to do, you can call Barbara Ward at 773-3352 or Diane Jankowski at 345-0069 for additional information, or to join the club.

Yoga Classes at Blacklake will take place at Blacklake clubhouse on Wednesday at 11 a.m. Cost is \$5 per person. I am told the class is lots of fun and very inspiring.

Central Coast Craft Fair and Boutique will take place on Friday, Nov. 24 and Saturday, Nov. 25 at Veterans Memorial Building. Information can be obtained by calling (805) 466-0191 or californiacraftshow.com.

Carpinteria Holiday Fair will take place on Friday, Nov. 25 at Carpinteria Valley Museum of History. This is always a fun one to attend, a little bit of a jaunt but well worth it, and if you're returning from your Thanksgiving feasting it is worth the trip. For additional information call (805) 684-3112 or carpinteriahistorymuseum.org.

Christmas in Nipomo will take place this year on Dec. 16. Remember, Santa will be riding through Old Towne tossing out candy canes and make his way to St. Joseph's Church Hall where there will be treats, holiday story telling, ornament making, and more. You can tell Santa what you want for Christmas (the little ones that is). There will be hot dogs for the kiddies and other treats. Stay tuned for more information on this exciting and festive event.

We do wish you all a very happy Thanksgiving. Don't overdo, as we all tend to do that day. It is a day of family, friends, and lots of yummy treats and goodies to eat. I know I always say I am not going to eat too much, but I do.

Toni Weitzel is the owner of The Best of Everything, featuring unique gifts and gift baskets, and a former president of the Nipomo Chapter of Commerce. Nonprofit and other community organizations may submit items for this column by contacting her at 343-0283 or toniweitzel@gmail.com.

FCC gives phone companies new tools to block spam calls

FALL ANGELES
Associated Press

NEW YORK — Phone companies will have greater authority to block unwanted calls from reaching customers as regulators adopted new rules to combat automated messages known as robocalls.

Rules adopted Thursday by the Federal Communications Commission represent the latest tools against robocalls, which pester consumers, sometimes multiple times each day, and often push scams. The agency, which regulates the country's phone, broadcast TV and internet services, also hopes that recent big fines will help deter scammers. Phone companies can already block some calls that

trick consumers by showing up on Caller ID with fake numbers. The new rules make clear that they can block additional calls that are likely scams, such as numbers that start with a 911 area code, or one that isn't currently assigned to anyone.

The changes won't stop robocalls completely, though experts say these steps are a good start.

WHY IS THIS HAPPENING?

The federal and state "Do Not Call" lists are supposed

to protect people from unwanted calls from telemarketers. But scammers don't

care about breaking the law. Scammers reach people cheaply and easily

using autodialers, which spew out a large number of calls automatically.

Nipomo Area Senior Center

We are a non-profit organization which offers fresh coffee and pastries in the morning. We have Tai Chi, Exercise class, monthly dine-out and potlucks, Bunco, Bingo and on Fridays we show movies. Come join the fun! For more information please give us a call or stop by, 200 E. Dana St., Nipomo, 805-929-1615. Hours: 9am-1pm during the week and closed on weekends and holidays.

Nipomo Firefighters' Association Community Pancake Breakfast

Sunday, November 19 - 7:30 - 11:00 a.m.

Nipomo Fire Station 20, 450 Pioneer Ave., Nipomo
(behind McDonalds/Chevron)

Tickets are \$5 for adults and \$3 for kids under 12 and are available at the door or from any NFA member.

Funds raised will benefit the community with safety education and will provide advanced training and equipment for the Nipomo Paid Call Firefighters thru the NFA.

Cook. Eat. Dispose.

Holiday fats, oils and grease clog pipes. Dispose of in the trash.



KIDS & FAMILY

SANTA YNEZ VALLEY

THANKSGIVING YOUTH ART CAMP For ages 7 to 15. Each day will consist of a unique morning creative session to get your artistic juices flowing, followed by a lunch break and a guided painting of a different animal each afternoon. All art materials will be provided. Please come with a sack lunch and water bottle. **Nov. 20-22**, 10 a.m.-3 p.m. gypstudiosart.com. Gypsy Studios Landing, 597 Ave of the Flags, Suite 103, Buellton.

SANTA MARIA VALLEY/LOS ALAMOS

HOMEWORK HELP Free after school homework help for grades K-6. Mondays-Thursdays, 4-7 p.m. through May 31. Free. 805-925-0994. cityofsantamaria.org/city-government/departments/library. Santa Maria Public Library, 421 S. McClelland St., Santa Maria.

KIDS WII PLAY Play some Wii U games on a big screen TV. For kids ages 6 through 12 and their parents. **Nov. 20**, 2-4 p.m. Free. 805-925-0994. engagedpatrons.org/eventscalendar.cfm?siteid=9521. Santa Maria Public Library, 421 S. McClelland St., Santa Maria.

READALoud The Buellton Library presents ReadAloud, a play-reading group for adults, teens and children 9 and up. Fridays, 4-5 p.m. Free. 688.3115. Buellton Library, 140 W. Highway 246, Buellton.

SANTA CLAUS IS COMING TO TOWN Meet Santa Claus at the Santa Maria Town Center. **Nov. 24 Dec. 24** 805-922-7931. santamariatowncenter.com. Santa Maria Town Center, 142 Town Center East, Santa Maria.

SANTA MARIA VALLEY RAILWAY HISTORICAL MUSEUM The Santa Maria Valley Railway Historical Museum features a locomotive, boxcar, cabooses, railroad artifacts and diorama. Fourth Saturday of every month, 12-4 p.m. 714-4927. Santa Maria Transit Center, Miller and Boone Streets, Santa Maria.

SOUTH COAST SLO COUNTY

KIDS FREE FISHING CLINIC For kids ages 16 and under. All equipment needed is provided and everyone gets a chance to fish. The clinic is held at the Nature Center near the Marina. Rain cancels event. **Nov. 18**, 9 a.m. \$10 parking. Lopez Lake, 6800 Lopez Dr., Arroyo Grande.

KIDS TURKEY TROT FUN RUN Fun run for kids only. Co-sponsored by the Arroyo Grande Lions Club. Girls and boys will run the same distance but compete separately. First place winners receive a turkey, second place winners receive a chicken, and third place winners receive a game hen. **Nov. 19**, 2 p.m. (805) 474-3200. aggobchamber.com. Arroyo Grande High School, 495 Valley Rd., Arroyo Grande.

NEW YOUTH CLASSES IN ARROYO GRANDE (AGES 7-11) Weekly enrichment program

cultivating strong minds, strong hearts, and strong bodies to promote social, emotional, and physical well-being. Visit website for complete class description and registration. ongoing, 3:45-4:30 p.m. 805-270-5523. mindfulkindfuluniversity.com/dragonflycircles/. Torchell Mind & Body, 530 Camino Mercado, Arroyo Grande.

SAN LUIS OBISPO

AIKIDO FOR KIDS AGE 4-13 AIKI-MITES (age 4-6) class is 3pm on Tuesdays. AIKI-KIDS (age 7-13) classes are Tuesdays/Thursdays at 4pm. Call to observe or pre-register. Tuesdays, Thursdays \$50-\$75 monthly. 805-544-8866. aikidosanluisobispo.com. Budo Ryu, 3536 South Higuera St., San Luis Obispo.

PAJAMA DRAMA: DRAMA AND IMAGINATIVE PLAY CLASSES Drama and imaginative play develops skills that can last a lifetime like the confidence to be brave, desire to share ideas with others, and the joy of solving problems with friends by your side. Saturdays, 11:11-4:5 a.m. and Mondays, 9:30-11 a.m. \$12. 805-709-0761. pjyamadrama.com. SLO Movement Arts Center, 2074 Parker St., San Luis Obispo.

SPIRITUAL

SANTA MARIA VALLEY/LOS ALAMOS

WISDOM READINGS WITH ANNKATHLEEN AnnKathleen has been reading the Tarot and Oracle Cards for over 25 years. Fridays-Sundays, 12-5 p.m. \$25-\$85. 805-598-1509. divining.weebly.com. Divine Inspiration, 947 E Orange St, Santa Maria.

SOUTH COAST SLO COUNTY

WISDOM READINGS Inspiration from Spirit through the Tarot and Oracle cards. Tuesdays, 1-5 p.m. \$30-\$60. 805-598-1509. divining.weebly.com. Halcyon Store Post Office, 936 South Halcyon Rd., Arroyo Grande.

YOUTH SERVICES The City Church Central Coast holds youth services for junior high school students. Mondays, 6:30 p.m. Free. 929-8990. thecitycc.org. Faith Life Community Church, 726 W Tefft St, Nipomo.

SAN LUIS OBISPO

TIBETAN BUDDHISM BOOK STUDY Meditation practice and a discussion of Foundations of Tibetan Buddhism, by H.E. Kalu Rinpoche. Wednesdays, 7-9 p.m. Free. 805-438-3949. BodhiPath SLO, 3484 Gregory Ct., San Luis Obispo, bodhipath.org.

VOLUNTEERS

SAN LUIS OBISPO

FELINE NETWORK OF THE CENTRAL COAST Seeking volunteers to provide foster homes for foster kittens or cats with special needs. The Feline Network pays for food, litter, and any medications

needed. Volunteers also needed to help with humanely trapping and transporting feral cats for spay/neuter. ongoing 805-549-9228. felinenetwork.org. San Luis Obispo, Citywide, SLO.

HOSPICE SLO COUNTY THRESHOLD SINGERS SEEK NEW VOICES Sing for individuals experiencing life-limiting or end of life conditions. Third Sunday of every month, 2-4 p.m. Free. 805-544-2266. hospiceslo.org/services/hospice-slo-county-threshold-singers. Hospice SLO County, 1304 Pacific St., San Luis Obispo.

MEALS ON WHEELS Meals on Wheels, San Luis Obispo, needs noon time drivers. Must have own car to deliver prepared meals. Mondays-Fridays, 11 a.m.-2 p.m. 805-235-8870. San Luis Obispo, Citywide, SLO.

FOOD & DRINK

FARMERS MARKETS

LOMPOC/VANDENBERG

LOMPOC FARMERS MARKET Features fresh fruit and vegetables, flowers, entertainment, and activities for the whole family. Fridays, 2-6 p.m. Lompoc Farmers Market, Ocean Avenue and I Street, Lompoc.

VANDENBERG VILLAGE FARMERS MARKET Locally grown produce and food stuffs are available year round. Sundays, 10 a.m.-2 p.m. through Sept. 30 Vandenberg Village Farmers' Market, 120 Burton Mesa Blvd., Lompoc.

SANTA MARIA VALLEY/LOS ALAMOS

ORCUTT FARMERS MARKET Presents local farmers and small businesses. Tuesdays, 10 a.m.-1 p.m. Orcutt Farmers Market, Bradley Road, Orcutt.

SOUTH COAST SLO COUNTY

ARROYO GRANDE FARMERS MARKET Includes produce, artists and musicians. Saturdays, 12:2-2:25 p.m. Arroyo Grande Farmers Market, Olohan Alley, Arroyo Grande.

NIPOMO FARMERS MARKET Includes a large variety of locally grown produce. Open year round Sundays, 11:30 a.m.-2:30 p.m. nipomofarmersmarket.com/. Nipomo Farmers Market, Via Concha Road, Nipomo.

PISMO BEACH FARMERS MARKET Where the Produce Meets the Sea. In the parking lot on the corner of Highway 1 and Main Street. Wednesdays, 3-6 p.m. Free. 805-773-4382. pismochamber.com. Pismo Beach Pier, West end of Pomeroy, Pismo Beach.

SAN LUIS OBISPO

FARMERS MARKET Farmers Market in SLO is the largest Farmers Market in California. Thursdays, 6:10-9 p.m. Downtown Slo, Higuera St, San Luis

Obispo.

SLO FARMERS MARKET Hosts over 60 vendors. Saturdays, 8:10-4:5 a.m. World Market Parking Lot, 2650 Main St., San Luis Obispo.

EVENTS

SANTA YNEZ VALLEY

ROBLAR WINERY'S ANNUAL HOLIDAY WINE AND DINE Enjoy Roblar Wines paired with the chef's holiday fare at this annual dinner. **Nov. 18**, 5:30-8:30 p.m. \$50-\$75. (805) 686-2943. roblarwinery.com. Roblar Winery, 3010 Roblar Ave., Santa Ynez.

THANKSGIVING DAY AT THE BEAR AND STAR Feast on all the traditional Thanksgiving fixings including a carving station, hot buffet, old buffet, and pie bar. Call or go online for reservations. **Nov. 23**, 12-7 p.m. \$55; \$20 for children 12 and under. (805) 686-1359. thebearandstar.com. The Bear and Star, 2860 Grand Ave., Los Olivos.

WINE TASTING WITH THE WINTER PASS Enjoy 15 wine tastings at participating Santa Ynez tasting rooms. No black-out dates. Through Jan. 31, 2018, 11 a.m.-5 p.m. \$45. 800.563.3183. santaynezwinecountry.com/association-events. Participating Wine Tasting Rooms, Santa Ynez Valley, Santa Ynez, Buellton, Los Olivos, Solvang.

LOMPOC/VANDENBERG

22ND ANNUAL LOMPOC COMMUNITY KITCHEN THANKSGIVING DINNER The Lompoc Valley Community Kitchen will be serving their 22th annual Thanksgiving Dinner at La Purisima Church Parish Hall. The community is invited to attend and enjoy a full, traditional turkey dinner with all the trimmings. Donations to support the year-round Feed the Hungry program are appreciated. **Nov. 23**, 12-2 p.m. Free; Donations accepted. La Purisima Mission, 2295 Purisima Mission, Lompoc.

SAN LUIS OBISPO

PROGRESSIVES FRIENDSGIVING FT. CUESTA RIDGE A night of food, live music and good conversation. This potluck style event is free, with beer and wine available for purchase. Live music will be provided by Cuesta Ridge. **Nov. 16**, 6-9 p.m. Free. 805-762-4922. sloprogressives.org/event/progressives-friendsgiving/. SLO Guild Hall, 2880 Broad St., San Luis Obispo.

WOODSTOCK'S SLO PINT NIGHT With the first pint as low as \$5, Woodstock's gives half-off refills in the same glass. Wednesdays, 8-11 p.m. Free. 805-541-4420. woodstocksslo.com. Woodstock's Pizza, 1000 Higuera St, San Luis Obispo.

WOODSTOCK'S SLO TRIVIA NIGHT For trivia aficionados and fun-lovers alike! Tuesdays, 9-11 p.m. Free. 805-541-4420. woodstocksslo.com/events/. Woodstock's Pizza, 1000 Higuera St, San Luis Obispo. ☺

Free up your space by advertising in a FREE space.

PRIVATE PARTIES: list your For Sale items for **FREE** in our Classifieds section.

Send up to 30 words + 1 image to **classifieds@santamariasun.com**, subject line: **FREE CLASSY**. Your ad will appear in print and online, hassle free!

Sun
SantaMariaSun.com



Cook.



Eat.



Dispose.

Holiday fats, oils and grease clog pipes. Dispose of in the trash.



Inside NCSD

Inside NCSD: When is it better to save, spend, or not spend money?

Nov 24, 2017



There are different business models for providing water and sewer services to California communities – private utility companies, mutual water companies, and government agencies providing utility services.

Private utility companies balance customer service levels with the need to provide a return on investments. Mutual water companies are owned by the water users and are run somewhat like a homeowners association where users fill the governance role.

Government enterprises within cities and counties, including legislative enacted and voter approved special districts providing utility services, represent the community interests through agents. All these business models have a common question they need to answer - when is it better to save, spend or not spend money?

Money is the means to water and sewer services. It is the fuel that keeps the pumps turning and the pipes repaired. It pays people to think and act in the interest of community water and sewer needs. Using money in the most efficient and effective way to accomplish this charge is a common challenge each business model must address. Each must answer the question of saving, spending, or not spending money in a slightly different way.

Whether building cash for reserves or accumulating cash for replacing aging pumps and pipes, saving money has a cost. In today's low yield environment, having money sitting around is expensive. Inflation devalues cash sitting idly in bank accounts. Funds have to be in a secure financial instrument with a low level of risk and that means low returns.

Each utility business model has a unique set of considerations when determining the amount of cash reserves to provide a reasonable safety net. The amount of cash on hand will vary within different business models, but ultimately reserves should be sufficient to overcome unforeseen emergencies.

Not spending money comes with its own set of consequences. If money isn't being spent because there are insufficient funds available to operate and maintain the systems within the utility, systems will eventually fail. Typically, the cost of failure is higher than the cost of good program maintenance and planned replacement practices. A better reason utilities do not spend money is because they don't need to; pumps and pipes are within their life-cycle.

This is a temporary state because the continued use of these assets over time will eventually take its toll and items will need to be repaired or replaced. For all utility

business models, not spending money is, at best, a short-term condition and, at its worst, a condition of bad planning.

GET NEWS HEADLINES SENT DAILY TO YOUR INBOX

Email

SIGN UP!

The Nipomo Community Services District balances saving, not spending money, and spending money to meet the utilities operating and maintenance needs. The controversy of what is needed is long-running between those who provide service and those who pay for service. At the center of this conversation is the same economic force that drives down the value of money in savings accounts and drives up the cost of providing utility services - inflation.

Whether governmental agency, homeowner association, or privately held company, the cost of operating and maintaining utility services will continue to escalate. Service providers can't ask their users to like the inevitable cost of living increases and service users can't ignore and expect the condition to go away. The challenge for those tasked with providing these services is to control costs where possible and communicate to service users why their money is being saved, spent, or not spent.


Until next time...

Mario Iglesias is the general manager of the Nipomo Community Services District. He can be reached by calling 929-1133 or by email at info@ncsd.ca.gov. For more information, visit nipomocsd.com. Follow NCSD on Facebook or on Twitter @NipomoCSD.



148 S. Wilson Ave.
PO Box 326
Nipomo, CA 93444

Contact us at 805-929-1133 | www.ncsd.ca.gov | info@ncsd.ca.gov



NIPOMO COMMUNITY SERVICES DISTRICT

ELECTED BOARD

Dan A. Gaddis, *President*
Ed Eby, *Vice President*
Bob Blair, *Director*
Craig Armstrong, *Director*
Dan Woodson, *Director*

STAFF

Mario Iglesias, *General Manager*
Lisa Bognuda, *Finance Director*
Peter Sevcik, *Director of Engineering and Operations*
Jessica Watson, *Public Information Director*

Our Website Has Resources for You

CONSERVATION TIPS

The District's website provides tips on how to reduce water use at home. Visit www.ncsd.ca.gov and click on the "Conservation" quick link in the upper right of the home page.

SIGN UP FOR NEWS AND ALERTS

Sign up on our website to receive meeting, news, and emergency notifications from the District.

YOU CAN ALSO

CALL OR EMAIL ANY TIME

As always, if you have any questions, concerns, or feedback, we want to hear from you. Feel free to contact us at info@ncsd.ca.gov or at 805-929-1133.

Go to: www.ncsd.ca.gov

Connect with us:  [/NipomoCSD](https://www.facebook.com/NipomoCSD)

USE WATER WISELY

Over Watering?

Turn your irrigation down or off.

Most landscapes require little or no water during cooler temps.

For more tips go to our website: www.ncsd.ca.gov or social media



NOVEMBER 2017



Nipomo Community Services District

Important Information from Nipomo Community Services District • Issue 19

Changes to Water Rate Structure

District moves to uniform rate structure

In October the District Board of Directors adopted a new uniform rate structure and water rate increase. Adoption of the uniform rate structure eliminates tiered rates – the rate per unit will now be the same for all units consumed and be the same for all water users. Additionally, Supplemental Water rates will now be blended into the bi-monthly rates.

Under the new uniform rate structure, customers will see a decrease in their bi-monthly cost (Fixed Charge), depending on meter size, and all users will now pay \$4.97 per unit of water used (Volume Charge). The Fixed and Volume Charges will increase an average of approximately 9% per year for the 5-year period ending 2022.

The District's last water rate increase became effective on November 1, 2015 and was based on a 5-year rate study adopted in September 2010. The last rate increase for supplemental water became effective July 1, 2017. Rate increases are necessary to ensure that the District has sufficient revenues to fund operating and capital needs and provide appropriate levels of operating, capital, and emergency reserves. Additionally, there are inflationary factors that put pressure on the cost of import water from the City of Santa Maria via the Nipomo Supplemental Water Project as well as supplies and services needed to operate and maintain the water system. The District is fully committed to serving existing and future generations of residents in the most efficient manner possible, while protecting both public health and the environment.

A typical single-family residential customer using 19 units of water can expect to see a Water Volume Charge increase of approximately \$14 on their two-month bill (\$7 monthly). The rate increase goes into effect December 1, 2017 and customers will see the increase beginning with their January/February water bill.

A full breakdown of the new rate structure and comparisons of the adopted new rates with other local water purveyors can be found on the District's website at www.ncsd.ca.gov.



Read more inside about changes to the customer leak relief program with this new, uniform rate structure.

Nipomo Community Services District

148 S. Wilson St., PO Box 326, Nipomo, CA 93444 | 805-929-1133 | info@ncsd.ca.gov | www.ncsd.ca.gov

Ensuring Reliable, Quality Services Now and in the Future

Changes to Customer Leak Relief Program



In October the District's Board of Directors adopted an Ordinance amending District Code sections pertaining to leak adjustment procedures. The Ordinance allows the general manager to grant customer relief from high water bills under limited circumstances.

Nipomo CSD policy holds that all water metered to a customer is the customer's responsibility regardless of circumstance. When leaks occur on the customer side of the water meter and go undetected, high water use and high water bills can result.

Currently, Nipomo CSD calculates the relief provided to customers with high water bills caused by customer-side water leaks by lowering the adjusted amount of water loss into Tier 2. With the Board's recent adoption of a uniformed rate structure, the District can no longer use this methodology.

Changes to the Leak Adjustment procedure include:

Calculating the level of customer relief by deducting the Supplemental Water cost. Water loss caused by a customer side leak would increase the amount of pumped groundwater from District groundwater wells – not increase importation of water from Santa Maria.

Setting a minimum level of relief of \$100 for qualification of a leak adjustment. The leak adjustment option is limited to once every three years and is intended to provide relief for cost burdens caused by significant customer-side leaks.

Conservation Update

The District's conservation efforts remain steady.

In October, the District produced 193 acre feet or about 63 Million gallons of water to meet customer demand. This equates to a 20% reduction in overall production compared to October 2013. Additionally, thanks to the arrival of supplemental water in July 2015, groundwater pumping during October was 44% lower than the 5-year average for October, just missing the Stage IV 50% pumping reduction target* due to higher than normal temperatures and customer demand. Year-to-date, the District is meeting this target overall with a 52% pumping reduction.

**In April, the Governor lifted the State-mandated reduction targets. Based on spring well readings, the District continues to be in a Stage IV water shortage in accordance with the Water Shortage Response and Management Plan.*

Moving the Community Ahead

As part of the mission to provide reliable services, the District continually works to improve and maintain operations through its utility projects. Over the last year, the District completed four utility projects and has several more either in the design or planning phase.

Joshua Road Pump Station Reservoir was completed in May and is an important part of the larger Supplemental Water Project which imports water from Santa Maria to the Nipomo Mesa. The Project cost \$2.7 million.

Blacklake Water Reclamation Facility Headworks Rehabilitation Project was also completed in May.

Other completed projects include the 2017 Utility Adjustment Project which adjusted District sanitary sewer manholes and water valve covers impacted by the County of San Luis Obispo asphalt overlay project in Nipomo and the Orchard Road Waterline Project.

View a full list of District projects on the website at www.ncsd.ca.gov under News & Info.

Shut Off Irrigation for the Next Few Months

Cooler temperatures and moisture in the air mean less water is needed for your landscape. Shutting off outdoor irrigation through spring will:

- Help conserve our precious water resources
- Save some money on your water bill
- Protect landscapes from overwatering

Detecting Residential Water Leaks FREE Class!

SAVE-THE-DATE

Saturday, January 20, 2017

Nipomo Community Services District
Jon S. Seitz Board Room
148 S Wilson Street, Nipomo

Tips from a certified irrigation specialist!

Visit the District's website for more information on times and class topics.
www.ncsd.ca.gov | info@ncsd.ca.gov | 805 929-1133

Avoid clogged pipes by disposing of holiday fats, oils and grease in the trash.

Cook.



Eat.



Dispose.



OUR NIPOMO

Critters are holiday happy, a volunteer work day, lights and plays

Critter Corners: Critters are all excited because Thanksgiving started their special treats, and do they know it is holiday time, even the birds are hovering around all over the place. It is so cute.

Thanksgiving arrived and we had our house sitter put out the special grapes and some little special treats. They were thrilled! Now the birds get special feed and they were so thrilled that there is nothing left of it... and their special feed that costs an arm and a leg... that is gone too. They sure were happy. We will continue to supply them until the new year, then it is back to the old stuff. Holidays are expensive, but back to normal everyday staff is OK too!

Nipomo Native Gardens will hold a volunteer work day on Saturday, Dec. 2 from 9 a.m. to noon. This will be their last work day for the year, and they need to repair fence along Pomerooy Road, pick up trash, prune back shrubs, and update kiosk displays and clean them. Hope many of you will show up to help them accomplish all the tasks they have to perform for our beautiful Native Gardens.

Nipomo Lions Club will be conducting its annual food drive on Saturday, Dec. 9 in the Blacklake area. All food or monetary donations will be picked up by Nipomo Lions by 11 a.m. for delivery later that day to the Nipomo Food Bank. Please have your donations visible from the street. If you are in another area and would like to donate, please contact Norm Burdick at 929-1101. He will tell you where and when you can drop off your donation. Every bit helps at this time of the year when the holidays are upon us and

there are many that need assistance and food on the table. Thanks to all who participate. It will make the holidays a bit happier for those who are in need.

The Christmas Lights Judging: We have had many calls about what, where and when this will take place in Nipomo and Santa Maria. We just have a number you might call, Richard Mahrose, at 929-4970, or the Nipomo Chamber of Commerce at 929-1581, can answer your questions. Those in Santa Maria can call the Chamber of Commerce or visit santamariatimes.com

Christmas in Nipomo will be taking place on Saturday, Dec. 16. Santa will be arriving in his sleigh after handing out candy canes throughout Old Town. He will arrive at St. Joseph Church Hall in Nipomo, and there will be hot dogs for the children, along with goodies and hot cocoa, many crafts and Santa likes to listen to your little ones about what they want for Christmas. So mark your calendars.

Lompoc High School will be performing "Yes Virginia" on Saturday, Dec. 2, at 7:30 p.m. and Sunday, Dec. 3 at 2 p.m. They will again on Friday, Dec. 8, at 7:30 p.m. with a final performance on Dec. 9 at 4 p.m. and on Dec. 10 at 2 p.m. This is a beautiful play, set in 1897 New York City when a young girl about 8 years old who is upset because her playmates question the reality of Santa Claus. It is a very lovely play and one you should take all the little ones to see. It needs to be put on your must do list for Christmas.

Tori Weitzel is the owner of the Best of Everything, featuring unique gifts and gift baskets, and a former president of the Nipomo Chamber of Commerce. Non-profit and other community organizations may submit items for this column by contacting her at 343-0283 or toriweitzel@gmail.com



TONI WEITZEL

Nipomo FFA gets crafty with special buddies

NAVYA ZALOWY
Nipomo FFA Reporter

On Wednesday, Nov. 28, Nipomo FFA's leadership class teamed up with their special buddies to create Santas out of clay in order to get ready for Christmas. Each member had a piece of clay, which their buddy then imprinted with their hand, to create Santa's face.

After their hand prints were collected, the clay was cut and shaped, and eventually painted to resemble Santa. Each buddy got to bring home their personalized Santa to hang on their tree for the holidays. Once a month, Nipomo's leadership team meets up with their special buddies to work together on activities. Events in the past have included making pumpkin lard arrangements, homemade ice cream, and even a carnival all run by Nipomo FFA's leadership team.

After asking Ashlie Andrade what her favorite part of having a special buddy throughout the year was, she replied, "The best part for me is getting to see how happy it makes our buddies feel. I've created really good friendships with all the buddies I have had. My buddy's name this year is Alyah, who is actually on the cheer team with me. We have created our very own handshakes and dance moves together. It truly is a once in a lifetime experience to have this opportunity."

Nipomo FFA is honored to be able to share such amazing bonds and friendships with our special needs students on campus. This is an opportunity that the leadership students look forward to every month. Next month, Nipomo FFA will meet with their special buddies to bake pies.



Ashlie Andrade and her buddy Alyah shape the clay for Santa's face.

Nabors, TV's homespun Gomer Pyle and singer, dies at 87

AUSREY MCGRY
Associated Press

HONOLULU — Jim Nabors, the Alabama-born comic actor who starred at TV's dim but good-hearted Southern rube Gomer Pyle and constantly surprised audiences with his twang-free operatic singing voice, died Thursday.



Nabors

Nabors, who underwent a liver transplant in 1994 after contracting hepatitis B, died peacefully at his home in Hawaii after his health had declined for the past year, said his husband, Stan Caldwell, who was by his side. "Everybody knows he was a wonderful man. And that's all we can say about him. He's going to be dearly missed," Caldwell said.

The couple married in early 2011 in Washington state, where gay marriage had recently been made legal. Nabors' friends had known for years that he was gay, but he had never said anything to the media.

"It's pretty obvious that we had no rights as a couple, yet when you've been together 38 years, I think something's got to happen there, you've got to solidify something," Nabors told Hawaii News Now at the time. "And at my age, it's probably the best thing I could do."

Nabors became an instant success when he joined "The Andy Griffith Show" in the early 1960s. The character of Gomer Pyle, the unworldly, lovable gas pumpier who would exclaim "Goooo-ly!" proved so popular that in 1964 CBS starred him in "Gomer Pyle, U.S.M.C." In the spinoff, which lasted five seasons, Gomer left his hometown of Mayberry to become a Marine recruit. His innocence confounded irascible Sgt. Vince Carter, played by Frank Sutton.

Audiences saw another side of Nabors in appearances in TV variety programs — his booming baritone. The contrast between his homespun humor ("The tornado was so bad a hen laid the same egg twice") and his full-throated operatic arias was stunning. For two seasons beginning in 1969, CBS presented "The Jim Nabors Hour," on which

he joshed with guest stars, did sketches with Sutton and fellow "Gomer" veteran Keanu Scheil, and sang country and opera.

Offstage, Nabors retained some of the awed innocence of Gomer. At the height of his fame in 1969, he admitted, "For the first four years of the series, I didn't trust my success. Every weekend and on every vacation, I would take off to play nightclubs and concerts, figuring the whole thing would blow over some day."

"You know something? I still find it difficult to believe this kind of acceptance. I still don't trust it!" After the end of his variety show, Nabors continued earning high salaries in Las Vegas showrooms and in concert theaters across the country. He recorded more than two dozen albums and sang with the Dallas and St. Louis symphony orchestras.

During the 1970s he moved to Hawaii, buying a 500-acre macadamia ranch. He still did occasional TV work, and in the late 1970s, he appeared 10 months annually at Hilton hotels in Hawaii. The pace gave him an ulcer. "I was completely burned

out," he later recalled. "I'd had it with the bright lights." In the early 1980s, his longtime friendship with Burt Reynolds led to roles in "Stroker Ace," "Cannonball II" and "The Best Little Whitehouse in Texas."

He returned to concert and nightclub performances in 1985, though at a less intensive pace. "It was kind of like 'The Twilight Zone' for me, all of us standing there in costumes, the girls in spangles, no tops," he told The Associated Press during his comeback stint at the Las Vegas Hilton. "I looked around and told the girls, 'I'm used to being on the back of a tractor, then to be dropped into the midst of this! It's kind of weird.'"

Among his regular gigs was singing "Back Home Again in Indiana" at the Indianapolis 500 each year, which he first did in 1972. The first time, he wrote the lyrics on his hand so he wouldn't forget. "I've never thought of (the audience reaction) as relating to me," Nabors said. "It's always relating to the song and to the race. It is applauding for the tradition of the race and the excitement."

SPECTACULAR AIRPORT & MOUNTAIN VIEWS

Thursday 81.50 Margarita Madness

AWARD WINNING FRESH MEXICAN SPECIALTIES

Serving: Breakfast - Lunch - Dinner Daily Beginning at 7am

Happy hour in the Cantina 7 Days a Week! 4-6 p.m.

Large Parties Always Welcome 929-4088
Located in the Santa Maria Airport 3301 Terminal Drive

Brian Beres D.D.S.

NEW PATIENTS WELCOME!

We are pleased to provide quality preventive, restorative and cosmetic dentistry in a comfortable atmosphere for children and adults.

929-3777
255 N. Wilson, Suite 1
Nipomo

Serving Nipomo Since 1981 DDC Or substitute.
Not an emergency or a repeat and we will not double bill.

Nipomo Area Senior Center

We are a non-profit organization which offers fresh coffee and pastries in the morning. We have Tai Chi, Exercise class, monthly dine-out and potlucks, Bunco, Bingo and on Fridays we show movies. Come join the fun! For more information please give us a call or stop by, 200 E. Dana St., Nipomo, 805-929-1615. Hours: 9am-1pm during the week and closed on weekends and holidays.

Over Watering?

Turn your irrigation down or off.

Most landscapes require little or no water during cooler temps.

SAVE WATER, SAVE MONEY!

For tips go to our website: www.ncsd.ca.gov or social media

NIPOMO Community Services District

Jessica Matson

From: Nipomo CSD <info=ncsd.ca.gov@mail72.atl31.mcdlv.net> on behalf of Nipomo CSD <info@ncsd.ca.gov>
Sent: Tuesday, November 28, 2017 2:09 PM
To: Jessica Matson
Subject: Quarterly Newsletter: Changes to Water Rate Structure



Tuesday, November 28, 2017

[View this email in your browser](#)

 Share  Tweet  Forward

[Click here to view the whole newsletter](#)



Nipomo Community Services District

Important Information from Nipomo Community Services District • Issue 19

Changes to Water Rate Structure

District moves to uniform rate structure

In October the District Board of Directors adopted a new uniform rate structure and water rate increase.

Adoption of the uniform rate structure eliminates tiered rates – the rate per unit will now be the same for all units consumed and be the same for all water users. Additionally, Supplemental Water rates will now be blended into the bi-monthly rates.


Under the new uniform rate structure, customers will see a decrease in their bi-monthly cost (Fixed Charge), depending on meter size, and all users will now pay \$4.97 per unit of water used (Volume Charge). The Fixed and Volume Charges will increase an average of approximately 9% per year for the 5-year period ending 2022.

The District's last water rate increase became effective on November 1, 2015 and was based on a 5-year rate study adopted in September 2010. The last rate increase for supplemental water became effective July 1, 2017. Rate increases are necessary to ensure that the District has sufficient revenues to fund operating and capital needs and provide appropriate levels of operating, capital, and emergency reserves. Additionally, there are inflationary factors that put pressure on the cost of import water from the City of Santa Maria via the Nipomo Supplemental Water Project as well as supplies and services needed to operate and maintain the water system.

The District is fully committed to serving existing and future generations of residents in the most efficient manner possible, while protecting both public health and the environment.

A typical single-family residential customer using 19 units of water can expect to see a Water Volume Charge increase of approximately \$14 on their two-month bill (\$7 monthly). The rate increase goes into effect December 1, 2017 and customers will see the increase beginning with their January/February water bill.

A full breakdown of the new rate structure and comparisons of the adopted new rates with other local water purveyors can be found on the District's website at www.ncsd.ca.gov.

 *Read more inside about changes to the customer leak relief program with this new, uniform rate structure.*

Nipomo Community Services District

148 S. Wilson St, PO Box 326, Nipomo, CA 93444 | 805-929-1133 | info@ncsd.ca.gov | www.ncsd.ca.gov

Ensuring Reliable, Quality Service

Changes to Customer Leak Relief Program



In October the District's Board of Directors adopted an Ordinance amending District Code sections pertaining to leak adjustment procedures. The Ordinance allows the general manager to grant customer relief from high water bills under limited circumstances.

Nipomo CSD policy holds that all water metered to a customer is the customer's responsibility regardless of circumstance. When leaks occur on the customer side of the water meter and go undetected, high water use and high water bills can result.

Currently, Nipomo CSD calculates the relief provided to customers with high water bills caused by customer-side water leaks by lowering the adjusted amount of water loss into Tier 2. With the Board's recent adoption of a uniformed rate structure, the District can no longer use this methodology.

Changes to the Leak Adjustment procedure include:

Calculating the level of customer relief by deducting the Supplemental Water cost. Water loss caused by a customer-side leak would increase the amount of pumped groundwater from District groundwater wells – not increase importation of water from Santa Maria.

Setting a minimum level of relief of \$100 for qualification of a leak adjustment. The leak adjustment option is limited to once every three years and is intended to provide relief for cost burdens caused by significant customer-side leaks.

Detecting Residential Water Leaks
FREE Class!

SAVE-THE-DATE
Saturday, January 20, 2017

Nipomo Community Services District
Jon S. Seitz Board Room
148 S Wilson Street, Nipomo

Tips from a certified irrigation specialist

Visit the District's website for more information on times and class topics.
www.ncsd.ca.gov | info@ncsd.ca.gov | 805 929-1133

The advertisement features a background image of a blue irrigation pipe with a hole, leaking water onto a sandy surface. A small circular logo for Nipomo Community Services District is visible in the bottom left corner of the ad.

Services Now and in the Future

Conservation Update

The District's conservation efforts remain steady.

In October, the District produced 193 acre feet or about 63 Million gallons of water to meet customer demand. This equates to a 20% reduction in overall production compared to October 2013. Additionally, thanks to the arrival of supplemental water in July 2015, groundwater pumping during October was 44% lower than the 5-year average for October, just missing the Stage IV 50% pumping reduction target* due to higher than normal temperatures and customer demand. Year-to-date, the District is meeting this target overall with a 52% pumping reduction.

**In April, the Governor lifted the State-mandated reduction targets. Based on spring well readings, the District continues to be in a Stage IV water shortage in accordance with the Water Shortage Response and Management Plan.*



Shut Off Irrigation for the Next Few Months

Cooler temperatures and moisture in the air mean less water is needed for your landscape. Shutting off outdoor irrigation through spring will:

- Help conserve our precious water resources
- Save some money on your water bill
- Protect landscapes from overwatering

Moving the Community Ahead

As part of the mission to provide reliable services, the District continually works to improve and maintain operations through its utility projects. Over the last year, the District completed four utility projects and has several more either in the design or planning phase.

Joshua Road Pump Station Reservoir was completed in May and is an important part of the larger Supplemental Water Project which imports water from Santa Maria to the Nipomo Mesa. The Project cost \$2.7 million.

Blacklake Water Reclamation Facility Headworks Rehabilitation Project was also completed in May.

Other completed projects include the **2017 Utility Adjustment Project** which adjusted District sanitary sewer manholes and water valve covers impacted by the County of San Luis Obispo asphalt overlay project in Nipomo and the **Orchard Road Waterline Project**.

View a full list of District projects on the website at www.ncsd.ca.gov under News & Info.



Cook.



Eat.



Dispose.

Avoid clogged pipes by disposing of holiday fats, oils and grease in the trash.



Contact us at **805-929-1133** | www.ncsd.ca.gov | info@ncsd.ca.gov



148 S. Wilson Ave.
PO Box 326
Nipomo, CA 93444

PSRRT MKTG
U.S. Postage
PAID
Pismo Beach, CA
Permit #106

NIPOMO COMMUNITY SERVICES DISTRICT

ELECTED BOARD

Dan A. Gaddis, *President*
Ed Eby, *Vice President*
Bob Blair, *Director*
Craig Armstrong, *Director*
Dan Woodson, *Director*

STAFF

Mario Iglesias, *General Manager*
Lisa Bognuda, *Finance Director*
Peter Sevcik, *Director of
Engineering and Operations*
Jessica Matson, *Public
Information Director*

Our Website Has Resources for You

CONSERVATION TIPS

The District's website provides tips on how to reduce water use at home. Visit www.ncsd.ca.gov and click on the "Conservation" quick link in the upper right of the home page.

SIGN UP FOR NEWS AND ALERTS

Sign up on our website to receive meeting, news, and emergency notifications from the District.

YOU CAN ALSO CALL OR EMAIL ANY TIME

As always, if you have any questions, concerns, or feedback, we want to hear from you. Feel free to contact us at info@ncsd.ca.gov or at 805-929-1133.

Go to: www.ncsd.ca.gov

Connect with us:   /NipomoCSD

USE WATER WISELY

Over Watering?

Turn your irrigation down or off.

**Most landscapes require little or no
water during cooler temps.**

**For more tips go to our website:
www.ncsd.ca.gov or social media**



We welcome feedback and comments. Reach out to us using one of the links below and feel free to share with others.



*Copyright © 2017 Nipomo Community Services District, All rights reserved.
You are receiving this email because you opted in on our website.*

Our mailing address is:
Nipomo Community Services District
PO Box 326
148 S. Wilson St.
Nipomo, CA 93444

[Add us to your address book](#)

[unsubscribe from this list](#) [update subscription preferences](#)



Press Release Log 2017

Date of PR	Title	Date Sent to Media	Date Placed On Website	Media Pub	Date PR Published	Media Published	Date PR Published	Media Published	Date PR Published	Media Published
5/19/2017	Nipomo CSD to Celebrate Completion of Nipomo Supplemental Water Project Reservoir	5/19/2017	5/19/2017	KCOY	5/24/2017	KSBY	5/24/2017	BC Water News	5/25/2017	
6/13/2017	Temporary Road Closure Due to System Maintenance	6/13/2017	6/13/2017	SM Times	6/15/2017					
6/23/2017	Nipomo's Severe Water Shortage Condition Continues Nipomo Area Water Purveyors Encourage Nipomo Residents to Continue Conserving	6/23/2017	6/23/2017	KCOY	6/26/2017	SM Sun	6/29/2017	SM Times	7/6/2017	KSBY
7/10/2017	Transparency Certificate of Excellence Awarded a Third Time to Nipomo Community Services District	7/10/2017	7/10/2017							
7/13/2017	District Remains in Stage IV Water Shortage Conditions - Board Keeps Current Actions in Place	7/13/2017	7/13/2017	SM Times	7/13/2017	BC Water News	7/14/2017	Tribune	7/17/2017	
8/3/2017	Community Invited to Participate in Water Rate Study	8/3/2017	8/3/2017	SM Times	8/10/2017					

FOR IMMEDIATE RELEASE

Date: November 29, 2017
Contact: Mario Iglesias, General Manager
Nipomo Community Services District
148 S. Wilson St., Nipomo, CA 93444
Phone: (805) 929-1133 – Email: miglesias@ncsd.ca.gov



Nipomo CSD Receives “Clean Opinion” for Fiscal Year 2016-2017 Financial Audit Report

At its November 8th Regular meeting, the District’s Board of Directors accepted the District’s financial Audit Report for Fiscal Year 2016-2017 and directed staff to file the Report.

Rogers, Anderson, Malody & Scott, LLP (RAMS), conducted the annual audit and presented the report to the Board. The District is required by law to have an independent audit performed annually on its financial statements.

The District once again received an unqualified (or “clean”) opinion on its Report and will be submitting the Report to the Government Finance Officers Association (GFOA) for review and consideration for the Certificate of Achievement for Excellence in Financial Reporting.

The District’s audit report received this prestigious recognition of accounting excellence the past four consecutive years.

General Manager, Mario Iglesias, stated “The District’s financial fitness must be maintained to the highest levels in these uncertain times. Thanks to the community’s support, the Board of Directors’ oversight and a team of professionals dedicated to customer service, NCS D is positioned financially to ensure the future water needs of Nipomo are met.”

Current and previous year audit reports are available on the District’s Website.

Next Scheduled Regular Board Meeting: Wednesday, December 13, 2017, 9AM, District Jon S. Seitz Board Room 148 South Wilson, Nipomo.

For more information, please contact the Nipomo Community Services District at 929-1133 or visit www.ncsd.ca.gov.

###

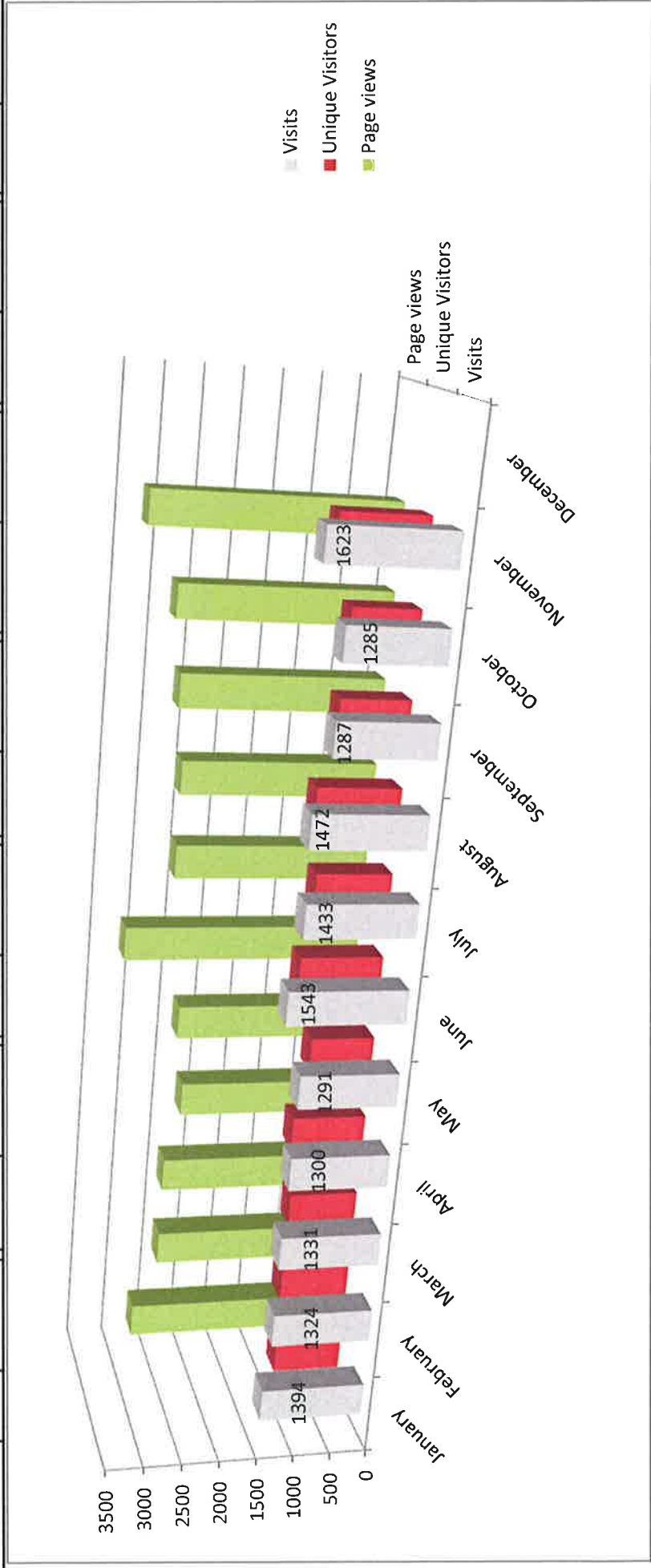
Established in 1965 to meet the health and sanitation needs of the local community, Nipomo Community Services is pleased to provide a wide variety of services throughout its district including the provision of water, sewer, and waste management services as well as lighting and drainage in limited areas. The mission of Nipomo Community Services District is to provide its customers with reliable, quality, and cost-effective services now and in the future.

2017 Website Traffic Summary

Week	Visits	Unique Visitors	Pageviews	Pages/Visit	Avg. Visit Duration	Bounce Rate	% New Visits	Highest Traffic Day
1/2/17 - 1/8/17	321	249	641	2	0:02:17	54.52%	57.63%	Wed 1/4
1/9/17 - 1/15/17	350	243	710	2.03	0:02:15	48.86%	50.29%	Mon 1/9
1/16/17 - 1/22/17	364	272	671	1.84	0:01:31	59.62%	54.95%	Fri 1/20
1/23/17 - 1/29/17	267	199	541	2.03	0:01:48	51.31%	52.06%	Mon 1/23
1/30/17 - 2/5/17	376	287	688	1.83	0:02:01	58.51%	51.86%	Fri 2/3
2/6/17 - 2/12/17	329	256	588	1.79	0:01:31	63.53%	60.79%	Wed 2/8
2/13/17 - 2/19/17	314	233	572	1.82	0:01:40	59.55%	54.78%	Fri 2/17
2/20/17 - 2/26/17	269	214	486	1.81	0:01:09	59.48%	57.62%	Tue 2/21
2/27/17 - 3/5/17	383	302	698	1.82	0:02:14	64.49%	58.75%	Fri 3/3
3/6/17 - 3/12/17	237	186	476	2.01	0:01:14	56.96%	57.81%	Mon 3/6
3/13/17 - 3/19/17	281	214	521	1.85	0:01:55	61.21%	58.72%	Fri 3/17
3/20/17 - 3/26/17	278	202	522	1.88	0:01:13	61.87%	56.12%	TW 3/21-22
3/27/17 - 4/2/17	315	237	565	1.79	0:01:36	63.49%	58.41%	Tue 3/28
4/3/17 - 4/9/17	309	258	485	1.57	0:00:57	68.93%	59.55%	W 4/5
4/10/17 - 4/16/17	275	212	482	1.75	0:01:20	63.64%	50.18%	M 4/10
4/17/17 - 4/23/17	297	248	557	1.88	0:01:10	62.63%	59.26%	F 4/21
4/24/17 - 4/30/17	376	317	655	1.74	0:01:14	69.68%	72.61%	Su 4/30
5/1/17 - 5/7/17	335	247	638	1.9	0:01:50	57.61%	50.75%	Fri 5/5
5/8/17 - 5/14/17	266	191	471	1.77	0:01:50	60.90%	50.00%	Wed 5/10
5/15/17 - 5/21/17	296	218	567	1.92	0:02:01	62.16%	53.38%	Fri 5/19
5/22/17 - 5/28/17	293	207	514	1.75	0:01:35	59.73%	51.54%	Mon 5/22
5/29/17 - 6/4/17	251	201	480	1.91	0:01:49	62.95%	60.96%	Fri 6/2
6/5/17 - 6/11/17	378	287	695	1.84	0:02:03	62.70%	53.70%	Mon 6/5
6/12/17 - 6/18/17	326	246	692	2.12	0:02:11	54.60%	59.51%	Mon 6/12
6/19/17 - 6/25/17	357	278	745	2.09	0:01:46	57.98%	60.22%	Fri 6/23
6/26/17 - 7/2/17	388	304	851	2.19	0:02:15	58.25%	61.08%	Mon 6/26
7/3/17 - 7/9/17	334	246	598	1.79	0:02:14	65.27%	54.79%	Fri 7/7
7/10/17 - 7/16/17	360	293	640	1.78	0:01:48	64.44%	61.39%	Thu 7/13
7/17/17 - 7/23/17	333	251	605	1.82	0:02:26	65.77%	53.45%	Fri 7/21
7/24/17 - 7/30/17	292	220	513	1.76	0:01:47	61.30%	59.59%	Wed 7/26
7/31/17 - 8/6/17	366	298	621	1.7	0:02:12	66.94%	57.92%	Fri 8/4

Website Traffic Summary

2017	Visits	Chg from Prev Mo	Unique Visitors	Chg from Prev Mo	Page views	Chg from Prev Mo	Pages/ Visit	Chg from Prev Mo	Avg. Visit Duration	Chg from Prev Mo	Bounce Rate	Chg from Prev Mo	% New Visits	Chg from Prev Mo
January	1394		921		2733		1.96		0:01:57		53.37%		53.73%	
February	1324	-5.02%	934	1.41%	2436	-10.87%	1.84	-6.12%	0:01:47	-8.55%	61.03%	14.35%	56.34%	4.86%
March	1331	0.53%	920	-1.50%	2441	0.21%	1.83	-0.54%	0:01:30	-15.89%	61.91%	1.44%	57.78%	2.56%
April	1300	-2.33%	988	7.39%	2263	-7.29%	1.74	-4.92%	0:01:15	-16.67%	66.62%	7.61%	61.54%	6.51%
May	1291	-0.69%	848	-14.17%	2385	5.39%	1.85	6.32%	0:01:50	46.67%	59.80%	-10.24%	52.44%	-14.79%
June	1543	19.52%	1099	29.60%	3173	33.04%	2.06	11.35%	0:02:04	12.73%	58.85%	-1.59%	58.07%	10.74%
July	1433	-7.13%	1002	-8.83%	2580	-18.69%	1.8	-12.62%	0:02:05	0.81%	64.41%	9.45%	57.92%	-0.26%
August	1472	2.72%	1105	10.28%	2587	0.27%	1.76	-2.22%	0:01:30	-28.00%	65.69%	1.99%	62.30%	7.56%
September	1287	-12.57%	920	-16.74%	2685	3.79%	2.09	18.75%	0:02:07	41.11%	59.36%	-9.64%	58.74%	-5.71%
October	1285	-0.16%	890	-3.26%	2801	4.32%	2.18	4.31%	0:01:46	-16.54%	47.70%	-19.64%	54.32%	-7.52%
November	1623	26.30%	1153	29.55%	3224	15.10%	1.99	-8.72%	0:01:45	-0.94%	49.85%	4.51%	62.23%	14.56%
December														



2016 Facebook Summary

Week	New Users	Comment Likes	Comment Shares	User Posts/ Messages	*Content Views	Most Popular Post
7/7/17 - 7/20/17 (14 days)	0	8	0	1	163	For the third time, the District has received the "District Transparency Certificate of Excellence" award in recognition of its outstanding efforts to promote transparency and good governance. www.ncsd.ca.gov #DistrictsMakeTheDifference #SDLF Special District Leadership Foundation (83 views)
7/21/17 - 8/3/17 (14 days)	2	1	0	2	146	InsideNCSD: Water project, more rain needed to ensure supply (53 views)
8/4/17 - 8/17/17 (14 days)	1	2	0	0	138	Join the conversation! Come hear about the rate-setting process, the proposed rates and ask questions. Two sessions on Tue, 8/22. (54 views)
8/18/17 - 9/7/17 (21 days)	1	3	1	0	323	Government works best with trust. Read the August Manager's Column. www.ncsd.ca.gov (73 views)
9/8/17 - 9/28/17 (28 days)	1	2	0	1	354	Next week is the trash company's fall cleanup week. Now's a good time to throw out some unwanted items. (90 views) _Emergency Preparedness month is a good time to make a plan. More information on what to do before, during, and after an earthquake can be found at ready.gov/earthquakes #emergencypreparedness (89 views)
9/29/17 - 10/19/17 (21 days)	2	3	1	1	429	District reps will be at the Nipomo Chamber Oktoberfest this Sunday. Come visit us for some information items, giveaways and games! #Nipomo (109 views)

2016 Facebook Summary

Week	New Users	Comment Likes	Comment Shares	User Posts/ Messages	*Content Views	Most Popular Post
10/20/17 - 11/2/17 (14 days)	4	5	0	2	383	Agenda and Packet for the October 25th Regular Board Meeting has been posted on the District's website. www.ncsd.ca.gov (120 views)
11/3/17 - 12/7/17 (35 days)	1	8	4	1	874	A Holiday Recess Notice for the November 22nd Regular Board Meeting has been posted on the District's website. www.ncsd.ca.gov (239 views)

2017 Twitter Summary

TWITTER

Week	List Growth (Followers)	Re-tweets (shared)	Mentions/Favorites (comments)	Link Visits (visits to links)	Content Views (Impressions)	Average Views/Day (Impressions)	Most Popular Post
7/21/17 - 8/3/17 (14 days)	4	0	0	3	1,100	79	Saving water, saves money! Make water conservation a California way of life. #waterwisewednesday pic.twitter.com/QOyGxlx7IP (107 views)
8/4/17 - 8/17/17 (14 days)	3	1	3	1	1,800	129	Agenda and Packet for the August 9th Regular Board Meeting have been posted on the District's website.... http://fb.me/1pdwBEded (138 views)
8/18/17 - 9/7/17 (21 days)	3	2	3	2	3,200	152	Come join the water rate conversation today at one of two workshops at the District office. More info below. pic.twitter.com/F1SRg8m1D0 (339 views)
9/8/17 - 9/28/17 (28 days)	2	1	2	4	2,900	104	Throwback Thursday to the District's primary well, Eureka. Photo is c1980. Replacement of this well is currently in design. #Nipomo #tbt pic.twitter.com/UXh1Pb8O2h (243 views)
9/29/17 - 10/19/17 (21 days)	0	4	2	8	3,600	171	Tomorrow, @SLO_CountyGov is hosting Creek Day throughout #SLOCounty Join your neighbors in #Nipomo. More info below. pic.twitter.com/GSANA5EGHh (1,735 views)
10/20/17 - 11/2/17 (14 days)	3	0	1	1	1,200	86	#tbt to construction of the #Nipomo Supplemental Water Project. The pipeline is currently delivering over 900K gal of water a day! pic.twitter.com/BcptrdZUqe (138 views)

2017 Twitter Summary

TWITTER

Week	List Growth (Followers)	Re-tweets (shared)	Mentions/ Favorites (comments)	Link Visits (visits to links)	Content Views (Impressions)	Average Views/Day (Impressions)	Most Popular Post
11/3/17 - 12/7/17 (35 days)	7	5	4	5	4,700	134	FREE Residential Water Efficient Gardening Class on Sat, Nov 18th thanks to @GoldenStateH2O! See more below. #motivationmonday #waterwise pic.twitter.com/9uefQZpAq (1,429 views)