

DETECTING RESIDENTIAL WATER LEAKS

JANUARY 20, 2018

NIPOMO CSD JON S. SEITZ BOARD ROOM



**WATER SAVERS
SPRINKLER SERVICE**



The background is a light blue gradient. In the top-left and bottom-right corners, there are several realistic water droplets of various sizes, some overlapping. The droplets have highlights and shadows, giving them a three-dimensional appearance.

INTRODUCTION

DENNIS BRYAN, WATER SAVERS


TODAY'S AGENDA

- LEAK DETECTION
 - CHECKING MOVEMENT OF METER
 - ISOLATING BUILDING SUPPLY AND IRRIGATION
 - CHECKING VALVES
 - AUDITING YOUR LANDSCAPED AREAS
 - LISTENING FOR LEAKS
- MINIMIZING WATER USE
 - WORKING WITH IRRIGATION CONTROLLERS
- Q&A



CHECKING MOVEMENT OF METER

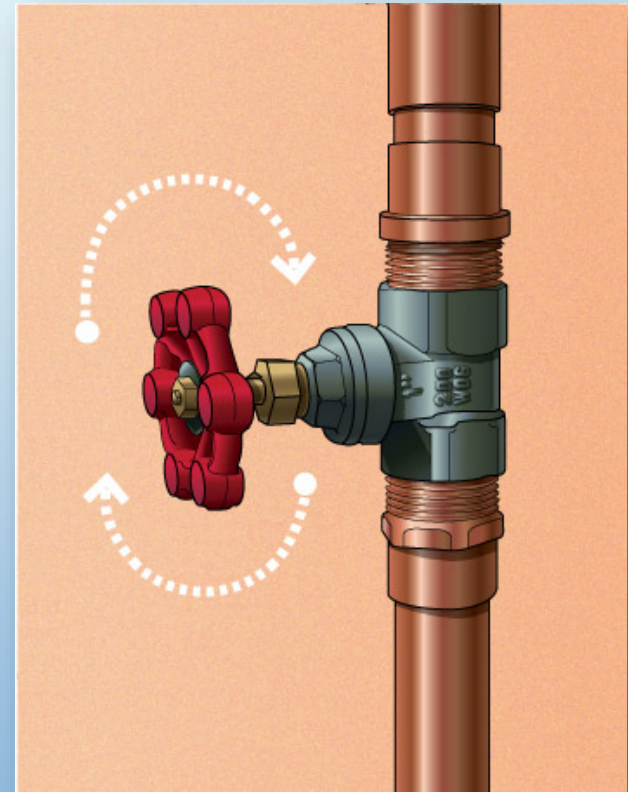
- METERS HAVE A SMALL 'TELL-TALE' TRIANGLE ON THE METER FACE THAT WILL MOVE IF THE SLIGHTEST OF FLOW IS PRESENT
- TURN ALL YOUR WATER-USING APPLIANCES AND VALVES OFF
- IF THIS TRIANGLE IS STILL MOVING, ALL YOUR WATER IS NOT OFF AND YOU HAVE A LEAK



ISOLATING BUILDING SUPPLY AND IRRIGATION

- THE PURPOSE OF THE ISOLATION METHOD IS TO ISOLATE DIFFERENT SECTIONS OF THE PLUMBING IN AND AROUND YOUR HOME
- THIS IS OFTEN THE QUICKEST WAY TO LOCATE ONGOING, HARD-TO-FIND LEAKS
- YOU WILL TURN WATER SUPPLY VALVES "OFF" TO PREVENT WATER FROM FLOWING INTO WATER SUPPLY PIPES

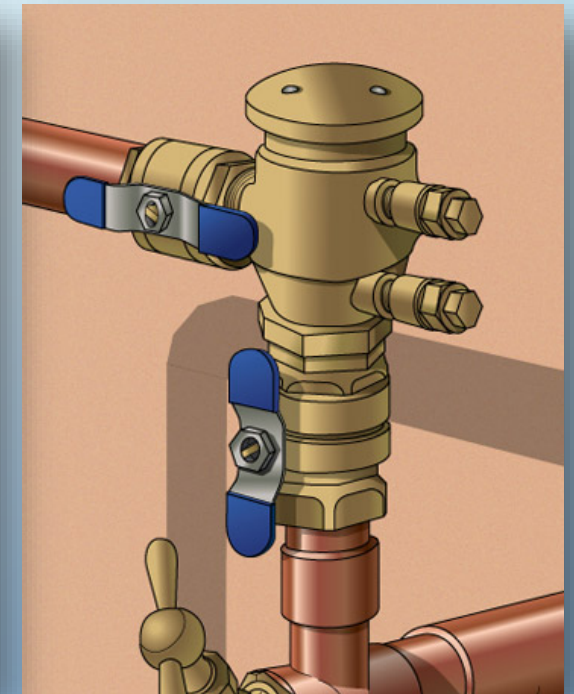
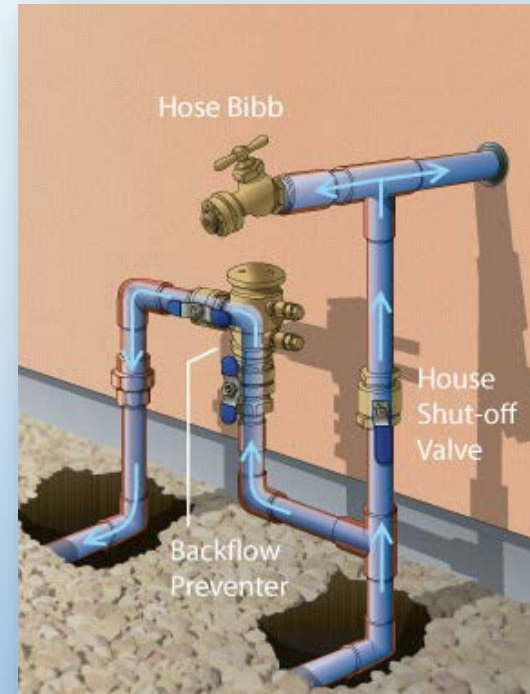
SOURCE: SMARTHOMEWATERGUIDE.ORG



CHECKING VALVES

- THE MOST COMMON LEAKS FOUND AROUND THE HOME OCCUR IN THE IRRIGATION SYSTEM
- A TYPICAL IRRIGATION SYSTEM CONSISTS OF A BACKFLOW PREVENTION DEVICE, VALVES, UNDERGROUND PIPES, EMITTERS AND/OR SPRINKLER HEADS AND AN IRRIGATION CONTROLLER
- INSPECT IRRIGATION VALVES FOR SIGNS OF LEAKS, SUCH AS MUD OR STANDING WATER, IN THE IRRIGATION VALVE BOX

SOURCE: SMARTHOMEWATERGUIDE.ORG



AUDITING YOUR LANDSCAPED AREAS

- VISUALLY INSPECT EQUIPMENT AND PROPERTY INCLUDING DRIP EMITTERS, SPRINKLER HEADS, AND BUBBLERS
- CHECK SPRINKLER HEADS WHEN THEY ARE NOT RUNNING

SOURCE: SMARTHOMEWATERGUIDE.ORG



Broken sprinkler head



Missing drip emitter

LISTENING FOR LEAKS

- FIND IRRIGATION LEAKS BY LISTENING FOR THE SOUNDS OF WATER
- ISOLATE A LEAKING VALVE BY USING AN INEXPENSIVE AUTOMOTIVE STETHOSCOPE





WORKING WITH IRRIGATION CONTROLLERS

- HOW TO READ YOUR IRRIGATION TIMER TO CHECK FOR EXCESSIVE RUN TIME
- 

Q&A

LEAK DETECTION RESOURCES



- WATER SAVERS SPRINKLER SERVICE
 - (805) 345-9413
 - WATERSAVERS.US



- AMERICAN LEAK DETECTION OF SAN LUIS OBISPO COUNTY
 - (805) 266-7231
 - WWW.AMERICANLEAKDETECTION.COM



- NIPOMO CSD, "TRACKING WATER USE WITH WATER METERS"
 - WWW.NCSD.CA.GOV/RESOURCES/SAVE-WATER-SAVE-MONEY