

TO: BOARD OF DIRECTORS

FROM: MICHAEL S. LEBRUN *MSL*  
GENERAL MANAGER

DATE: FEBRUARY 21, 2014

**AGENDA ITEM  
E-1**

**FEBRUARY 26, 2014**

**DISCUSS ALLOWANCE OF NEW WATER SERVICE DURING DROUGHT  
CONDITIONS**

**ITEM**

Discuss how applications for new water service will be handled during advanced drought conditions. [DIRECT STAFF]

**BACKGROUND**

On February 12, 2014 your Board approved a Water Shortage Response and Management Plan including mandatory restrictions on the amount of groundwater the District will pump during advanced stages of drought. The approved Plan is attached for reference. The Plan will be brought back to your Board for formal adoption by Ordinance at an upcoming series of Board Meetings. This will allow the Plan to be used as the foundation for establishment of drought rates through the Proposition 218 public hearing process.

Staff is looking for guidance on how and when processing requests for new water service would be impacted during advanced stages of drought. Capacity charges collected from new water customers provide a major funding source for supplement water development – both planning and construction. However developing water resources projects can take decades and allowing new customers to join the existing water system during drought may be confusing and/or controversial to existing customers who are being asked to reduce water use.

New connections to the District's water system follow a process that requires:

- Application for service
- Conditional agreement (Intent to Serve)
- Commitment to serve (Will Serve); and
- Physical connection (water meter is set and account is activated).

Depending on the project scope and size and the developer, the process can take a number of months or years. Currently there are more than twenty projects in process to establish water connection. Some of the current projects have been in process for more than five years.

Additionally, the District has more than 270 residential units of 'reserved capacity'. These are projects that have paid full connection charges for a specified level of service. A will serve letter has been provided and water allocation (if applicable) has been made.

Refusing to accept new applications, suspending the processing of active applications, and denying service to persons with whom the District has made a written agreement to serve ('will-serve'), each have a potentially increasing degree of impact on the applicant/developer. Denying or delaying a service request of a will-serve requires your Board make a number of findings related to the significance of the water resource conditions.

Your Board may consider an escalating approach to suspending new water service connections. The following table provides an example for discussion purposes.

Drought Stage	New Water Service Allowance
I and II	Normal application processing
III	No new applications accepted, active applications continue processing, new meters set
IV	Cease processing applications. Meters set only for existing Will Serves (all fees previously paid and all conditions of connection previously met)
V	No new water service allowed

The District is currently constructing a supplemental water project that has 500 acre-feet of capacity reserved for new water connections to the District's system. In recent years, the District has allocated less than 20 acre-feet of water annually.

The District supplies water to a fraction of the area overlying the local groundwater source and has no authority to suspend development outside its services boundary. For this reason, your Board may consider coordinating with the County and the NMMA to promote area-wide policies regarding development during drought conditions and requirements for new supplemental water to serve new water demands.

**FISCAL IMPACT**

The District's current capacity charge for a 1" meter is ~\$18,000. Of this amount, more than \$15,000 is applied to completion of the Supplemental Water Project. The remainder accounts for buy-in to existing water infrastructure.

**STRATEGIC PLAN**

Strategic Plan Goal 1.1 – Protect, Enhance, and Assess available Water Supplies

**RECOMMENDATION**

Consider timing for suspension of new water connections, take public comment, direct staff.

**ATTACHMENT**

- A. NCSD Water Shortage Response and Management Plan – February 12, 2014

FEBRUARY 26, 2014

ITEM E-1

ATTACHMENT A

## NCSD WATER SHORTAGE RESPONSE AND MANAGEMENT PLAN

STAGE	TRIGGER	RESPONSE*	DE-TRIGGER
I	All times	Voluntary conservation measures and outreach	Not Applicable.
II	Potentially Severe Water Shortage exists	More aggressive voluntary conservation and outreach.	Potentially Severe Water Shortage does not exist.
III	Severe Water Shortage exists	Mandatory 30% reduction in production (Equating to a 752 acre foot reduction in production on an annual basis)	Severe Water Shortage does not exist for >2 years.**
IV	Severe Water Shortage exists for >1YEAR or is triggered by both the Key Wells Index and the Coastal Criterion.	Mandatory 50% reduction in production (Equating to a 1,254 acre foot reduction in production on an annual basis)	Severe Water Shortage does not exist.
V	Severe Criterion for >2 years with BOTH triggers (Key Wells Index and Coastal Criterion).	Mandatory 60% reduction in production (Equating to a 1,504 acre foot reduction in production on an annual basis)	Severe Water Shortage does not exist.

\* This is a general descriptor. Detailed response to meeting the goal will be defined in subsequent work efforts.

\*\* The Nipomo Mesa Management Area (NMMA) Technical Group may determine Severe Water Shortage Conditions no longer exist when groundwater quality criteria threshold are no longer exceeded in a single measurement.

### General Notes

- Potentially Severe conditions, Severe Conditions, Key Wells Index, and Coastal Criterion are as defined in the NMMA Technical Group, Water Shortage Conditions Response Plan, April 2009. A non-exhaustive summary of the criterion is provided below:

<b><u>Potentially Severe Water Shortage Conditions</u></b>	<b><u>Severe Water Shortage Conditions</u></b>
<ul style="list-style-type: none"> <li>• Key Wells Index less than 31.5 ft msl</li> <li>• Greater than 250 mg/l chloride in any NMMA coastal monitoring well</li> </ul>	<ul style="list-style-type: none"> <li>• Key Wells Index is less than 16.5 ft. msl</li> <li>• Greater than 500 mg/l chloride in any NMMA coastal monitoring well</li> </ul>

- Reduction goals are applicable to production from the Paso Robles aquifer zone underlying the mesa. They do not apply to production from the perched aquifer zones.
- Reduction goals are a percentage of average annual production volumes for the five calendar years prior to the first year Nipomo Supplemental Water is delivered. NCSD's 2009-2013 average (2507 AFY) is used in the table above.
- The three other NMMA water purveyors are working on meeting similar goals and will implement programs to meet the same reduction targets as NCSD.
- If a drought Stage III or higher is in effect, the Managers of NMMA water agencies will meet monthly to review production totals and coordinate conservation efforts.

TO: BOARD OF DIRECTORS  
FROM: MICHAEL S. LEBRUN *MSL*  
GENERAL MANAGER  
DATE: FEBRUARY 21, 2014

**AGENDA ITEM  
F  
FEBRUARY 26, 2014**

**GENERAL MANAGER'S REPORT**

**ITEM**

Standing report to your Honorable Board -- *Period covered by this report is February 7, 2014 through February 21, 2014.*

**DISTRICT BUSINESS**

**Administrative**

- Drought continues throughout the State and region. The Nipomo Mesa Management Area groundwater basin levels are at their lowest recorded level in the forty-year record. District staff is working with other water purveyor managers in the Area to develop response actions should Severe water criterion be triggered this spring. Water use restrictions may be necessary next summer if winter rain fall levels remain low.
- State and local emergency services offices are summarizing response to drought and declaration of drought emergencies.
- The District continues to encourage all customers to conserve water in its newsletters and advertising. Average customer water use has declined steadily since the District implemented an inclining tiered water rate structure in 2011. However, District well production in the Spring and Fall of 2013 was higher than the same period in 2012. This increase is attributed to the lack of rainfall and ongoing drought.
- The District rate consultant is scheduled to present draft drought rate schedules based on the District's approved Water Shortage Response and Management Plan to the Finance and Audit Committee in early March.
- The District issued a work order to install well level transducers in two District wells and perform over \$13,000 of safety related electrical work at the Blacklake Wastewater Treatment and Reclamation Plant.
- Annual disclosure form ("Form 700") for all District officials have been forwarded to the County of San Luis Obispo Clerk Recorder.
- CA Public Employee Retirement System, Retiree Benefit Trust Account Summary – see attached.
- Special Districts Risk Management Authority provided longevity distributions for worker compensation and property liability policies. The District received a total distribution of \$2,685 – see attached.
- San Luis Obispo County maintains two rain gauges in the area. One is located at the Southland Wastewater Plant (Nipomo South) and one at the Tefft Street water storage site (Nipomo East). The seasonal rain total on each gauge is less than two inches. The average seasonal rainfall is 16-inches for Nipomo South and 18-inches for Nipomo East.

**Safety Program**

- No accidents or incidents to report

**Connection Report**

Nipomo Community Services District Water and Sewer Connections	END OF MONTH					
	AUG-13	SEPT-13	OCT-13	Nov-13	Dec-13	JAN-14
Water Connections (Total)	4290	4290	4293	4310	4312	4313
Sewer Connections (Total)	3084	3084	3086	3102	3104	3104
Meters turned off (Non-payment)	28	30	23	20	37	11
Meters off (Vacant)	48	45	45	44	32	44
Sewer Connections off (Vacant)	18	14	14	11	11	12
New Water Connections	1	0	3	17	2	1
New Sewer Connection	1	0	2	16	2	0
	0	0	0	0	0	0
Sewer Connections billed to the County	462	462	463	463	463	463

*Note: This is the same report provided in the February 12, 2014 Manager's Report*

**Public Outreach**

The following Public Outreach Program materials are provided:

- A summary of outreach and education activities
- Recent outreach materials;
  - February 14 Adobe, water conservation message
  - 1<sup>st</sup> Quarter News Letter
  - Cost of water comparison
  - Drought graph years 1895 through present
  - Household Hazardous Waste information
- Recent press releases and press release log
- District related news articles

**Other Items and News of Interest (Attachments to this Report)**

- California Urban Water Conservation Council annual summary report.
- Special Districts Legislative Days announcement and schedule

- Next Page -

### **Meetings**

*Meetings Attended (telephonically or in person):*

- *February 10, Personnel Policy Special Counsel*
- *February 12, Regular Board Meeting*
- *February 13, Quarterly All-Staff Safety Meeting*
- *February 13&20, Management Coordination*
- *February 18, Board Officer Coordination*
- *February 19, Finance and Audit Committee*
- *February 19, Public Information Assistant Coordination*

*Meetings Scheduled:*

- *February 21, General Counsel Coordination*
- *February 21, County Public Works Director, County Planning Director*
- *February 21, Annual SLO County CSDA Chapter Annual Meeting*
- *February 24, Woodlands MWC Manager*
- *February 26, Regular Board Meeting*
- *February 27, Management Coordination*

### **RECOMMENDATION**

Staff seeks direction and input from your Honorable Board

### **ATTACHMENTS**

- A. February 13, 2014 CALPERS, Retirement Account Summary
- B. February 7, 2014 SDRMA distribution notices
- C. Outreach Program Materials
- D. CUWCC Report
- E. CSDA Special District Legislative Days

FEBRUARY 26, 2014

ITEM F

ATTACHMENT A



**Michael LeBrun**

---

**Subject:** FW: CERBT Annual Update

**From:** CERBT4U [mailto:CERBT4U\_CERBT4U@CalPERS.CA.GOV]

**Sent:** Thursday, February 13, 2014 10:03 AM

**To:**

**Subject:** CERBT Annual Update



California Public Employees' Retirement System  
Affiliate Program Services Division  
CERBT (OPEB)  
P.O. Box 1494  
Sacramento, CA 95812-1494  
TTY: (877) 249-7442  
(888) 225-7377 phone · (916) 795-0032 fax  
[www.calpers.ca.gov](http://www.calpers.ca.gov)

February 13, 2014

Lisa Bognuda  
Finance Director/Assistant General Manager  
Nipomo Community Services District

The California Employers' Retiree Benefit Trust (CERBT) staff wishes to thank you for the participation of the Nipomo Community Services District in our program. The purpose of this email is to provide you with a summary of your agency's OPEB prefunding plan progress in the CERBT fund. We have also included a reminder that renewal OPEB actuarial cost reports and their corresponding documents must be submitted to the CERBT no later than June 30, 2014. If you have not already obtained or are not in the process of obtaining a June 30, 2013 (or July 1, 2013) OPEB actuarial cost report, please do so as soon as possible.

**Account Summary as of December 31, 2013**

Following is a summary account history for the Nipomo Community Services District through December 31, 2013.

<b>Nipomo Community Services District</b>	
Employer Type	Municipal Improvement/Community Services District
Contributions (Initial contribution made on 10/2/2008)	\$603,600
Disbursements	-
CERBT Expenses	(\$2,669)
Investment Earnings	\$233,460
Total Assets	\$834,391

Estimated Actuarial Accrued Liability Funded Ratio as of 12/31/2013	53.47%
Asset Allocation Strategy Selection	CERBT Strategy 1
Average Annualized Internal Rate of Return	12.33%

As a reminder, CERBT account information is available online for the Nipomo Community Services District at <https://www.your-fundaccount.com/calpers/>. If you have not established account access, please contact [cerbtaccount@calpers.ca.gov](mailto:cerbtaccount@calpers.ca.gov).

### **Cost of Program Operation**

As the employer contributions and investment returns have been higher than projected, and program costs have been at or below budget, the annual cost for participation in the CERBT has been lowered to 14 basis points beginning February 1, 2014. The CERBT program will continue to adjust, without advance notice, the cost charged to employers whenever it is appropriate to do so.

### **CERBT Investment Results (Time Weighted) for Periods Ended December 31, 2013**

The CERBT offers employers the choice of one of three investment portfolios (strategies). Each strategy has a benchmark, which is a weighted composite of underlying asset class benchmarks. The strategies vary due to the weighting assigned to each asset class. Each strategy participates in all five asset classes.

Below are the investment results for each of the three strategies and their respective benchmarks across five periods ended December 31, 2013. These results are published online monthly and are available at [CERBT Fund Fact Sheets](#).

<u>Fund</u>	<u>Assets</u>	<u>3 Months</u>	<u>FYTD</u>	<u>1 Year</u>	<u>3 Years***</u>	<u>5 Years***</u>
CERBT Strategy 1*	\$2,656,307,128	4.71%	10.83%	14.17%	9.34%	13.44%
<i>Benchmark Strategy 1</i>		4.41%	10.48%	13.61%	9.26%	13.34%
CERBT Strategy 2*	\$468,018,236	3.34%	8.11%	9.16%	N/A**	N/A**
<i>Benchmark Strategy 2</i>		3.00%	7.70%	8.48%	N/A**	N/A**
CERBT Strategy 3*	\$68,545,442	2.10%	5.33%	4.09%	N/A**	N/A**
<i>Benchmark Strategy 3</i>		1.56%	4.72%	3.30%	N/A**	N/A**

+

\* Returns before expenses

\*\*Inception date for CERBT Strategy 2 was October 1, 2011. Inception date for CERBT Strategy 3 was January 1, 2012

\*\*\*Returns for periods greater than one year are annualized

Performance data shown represents past investment performance and is no guarantee of future results. The investment return and principal value of the portfolio will fluctuate so that an employer's account balance in the portfolio may be worth more or less than the amount invested. Current performance may be lower or higher than the performance data shown above.

### **Next Steps**

**Governmental Accounting Standards Board (GASB) Update:** The GASB is in the process of revising the OPEB standards (Statements 43, 45, and 57), and is considering significant changes that would improve accounting and financial reporting for OPEB. The GASB expects to issue the final, updated OPEB Statements

in June 2015. It is our understanding that the proposed changes to the OPEB standards may have a significant impact on your financial statements, as well as your OPEB Cost Reporting.

To follow the GASB's project on these matters, please refer to the following link:

[http://www.gasb.org/cs/ContentServer?site=GASB&c=GASBContent\\_C&pagename=GASB%2FGASBContent\\_C%2FProjectPage&cid=1176158482340](http://www.gasb.org/cs/ContentServer?site=GASB&c=GASBContent_C&pagename=GASB%2FGASBContent_C%2FProjectPage&cid=1176158482340)

### **Submission of the 2013 OPEB Cost Report**


In December 2009, GASB issued Statement No. 57, requiring all employers participating in a multiple-employer trust, such as the CERBT, to prepare an OPEB cost report (actuarial valuation or Alternative Measurement Method [AMM]) on at least a biennial basis and to use the measurement date shared by all agencies participating in the trust. To comply with GASB requirements for reporting your agency's OPEB obligations in the FY ending 2014, the measurement date of your current OPEB cost report must be **June 30, 2013** (or July 1, 2013). The OPEB cost report and supporting documentation may be emailed to [CERBT4U@calpers.ca.gov](mailto:CERBT4U@calpers.ca.gov). If you have not already done so, please ask your OPEB actuary to prepare an OPEB cost report dated 6/30/2013.

### **Documentation Needed for OPEB Cost Report Renewal**

1. Actuarial Valuation Report or Alternative Measurement Method (AMM) Report
2. Summary of Actuarial Information (<https://www.calpers.ca.gov/eip-docs/employer/retiree-ben-trust/sum-act-v6.xls>) typically completed by the actuary (for either valuation or AMM report).
3. Certification of Actuarial Information (<https://www.calpers.ca.gov/eip-docs/employer/retiree-ben-trust/cert-of-actuarial-021513.pdf>) completed by the actuary (for valuation), or Affirmation of OPEB Cost Analysis Report (<https://www.calpers.ca.gov/eip-docs/employer/retiree-ben-trust/external-auditor-opeb-affirmation.pdf>) completed by the external auditor (for AMM report).
4. Certification of Funding Policy (<https://www.calpers.ca.gov/eip-docs/employer/retiree-ben-trust/cert-opeb-fund.pdf>) typically completed at staff level (for either valuation or AMM report).

If you have any questions or would like to discuss this information, please contact us at [CERBT4U@calpers.ca.gov](mailto:CERBT4U@calpers.ca.gov).

Regards,



John Swedensky  
CERBT Program Manager

FEBRUARY 26, 2014

ITEM F

ATTACHMENT B

Special District Risk  
Management Authority

Maximizing Protection,  
Minimizing Risk

1112 I Street, Suite 300  
Sacramento, California 95814-2865  
T 916.231.4141  
T 800.537.7790  
F 916.231.4111  
www.sdrma.org



RECEIVED

FEB 10 2014

NIPOMO COMMUNITY  
SERVICES DISTRICT

February 7, 2014

Ms. Lisa Bognuda  
Finance Director/Assist GM  
Nipomo Community Services District  
Post Office Box 326  
Nipomo, CA 93444-0326

Dear Ms. Bognuda,

On January 8, 2014, the SDRMA Board of Directors approved a longevity distribution for the fifth year in a row. The Longevity Distribution Policy was originally approved by the Board in 2010 to recognize and reward members for their loyalty and commitment to SDRMA programs. The policy is consistent with the goals and objectives of the Board's strategic business plan and helps ensure pool stability by rewarding members for remaining in our Property/Liability and Workers' Compensation programs.

There is no action required by your agency. Every member that has completed the 3 full program year initial commitment period for either the Property/Liability or Workers' Compensation program is eligible to receive a longevity distribution credit for that particular program when they renew coverage. The longevity distribution may only be declared by the Board of Directors each year only after all Board policy reserve requirements have been met. The amount available for the longevity distribution is the amount of investment earnings on reserves above the Board approved confidence level for each program as of June 30. The distribution is weighted based on the member's length of time in that program and the amount of the member's annual contributions compared to the total contributions of all pool members.

This year, the Board approved a longevity distribution in the amount of \$257,476 for Property/Liability members and \$252,660 for Workers' Compensation members. For the Property/Liability program, over 94% of members will receive the distribution credit and for the Workers' Compensation program, over 92% of members will receive the distribution credit.

Congratulations! Since you have participated in our Property/Liability program for 19 years as of June 30, 2013, your agency will receive a longevity distribution credit on your 2014-15 renewal invoice in the amount of \$2,449! We encourage you to share this valuable news with your governing body!

**REMINDER** – We hope to see you at our Annual Membership Meeting and Safety/Claims Education Day on March 18, 2014 at the Sacramento Hilton Hotel! Visit our website, [www.sdrma.org](http://www.sdrma.org) and click on "Register for a training workshop" in the lower right-hand column for more information.

Thank you for your participation and helping make SDRMA a premier risk management provider! If you have any questions, please contact the SDRMA Finance Department at 800.537.7790 or 916.231.4141.

Sincerely,  
Special District Risk Management Authority

David Aranda, President  
Board of Directors

Special District Risk  
Management Authority

Maximizing Protection  
Minimizing Risk

1112 I Street, Suite 300  
Sacramento, California 95814-2865  
T 916.231.4141  
T 800.537.7790  
F 916.231.4111  
www.sdrma.org



February 7, 2014

Ms. Lisa Bognuda  
Finance Director/Assist GM  
Nipomo Community Services District  
Post Office Box 326  
Nipomo, CA 93444-0326



Dear Ms. Bognuda,

On January 8, 2014, the SDRMA Board of Directors approved a longevity distribution for the fifth year in a row. The Longevity Distribution Policy was originally approved by the Board in 2010 to recognize and reward members for their loyalty and commitment to SDRMA programs. The policy is consistent with the goals and objectives of the Board's strategic business plan and helps ensure pool stability by rewarding members for remaining in our Property/Liability and Workers' Compensation programs.

There is no action required by your agency. Every member that has completed the 3 full program year initial commitment period for either the Property/Liability or Workers' Compensation program is eligible to receive a longevity distribution credit for that particular program when they renew coverage. The longevity distribution may only be declared by the Board of Directors each year only after all Board policy reserve requirements have been met. The amount available for the longevity distribution is the amount of investment earnings on reserves above the Board approved confidence level for each program as of June 30. The distribution is weighted based on the member's length of time in that program and the amount of the member's annual contributions compared to the total contributions of all pool members.

This year, the Board approved a longevity distribution in the amount of \$257,476 for Property/Liability members and \$252,660 for Workers' Compensation members. For the Property/Liability program, over 94% of members will receive the distribution credit and for the Workers' Compensation program, over 92% of members will receive the distribution credit.

Congratulations! Since you have participated in our Workers' Compensation program for 9 years as of June 30, 2013, your agency will receive a longevity distribution credit on your 2014-15 renewal contribution invoice in the amount of \$236! We encourage you to share this valuable news with your governing body!

**REMINDER** – We hope to see you at our Annual Membership Meeting and Safety/Claims Education Day on March 18, 2014 at the Sacramento Hilton Hotel! Visit our website, [www.sdrma.org](http://www.sdrma.org) and click on "Register for a training workshop" in the lower right-hand column for more information.

Thank you for your participation and helping make SDRMA a premier risk management provider! If you have any questions, please contact the SDRMA Finance Department at 800.537.7790 or 916.231.4141.

Sincerely,  
Special District Risk Management Authority

David Aranda, President  
Board of Directors

FEBRUARY 26, 2014

ITEM F

ATTACHMENT C

**NCSO Outreach Summary  
February 2014**

<b>Date Started</b>	<b>Outreach</b>	<b>Description</b>	<b>Status</b>	<b>Date Completed</b>
1/22/2014	Press Release	NCSO Board of Directors Review SLO County Resource Management System	Complete	1/24/2014
1/22/2014	Press Release	NCSO Director of Engineering and Operations Summarizes a Busy Year	Complete	1/24/2014
1/22/2014	Press Release	NCSO Board of Directors Accept Completion of Supplemental Water Project Phase 1	Complete	1/24/2014
1/24/2014	Manager's Column	Article 11 for Manager's Column in Adobe Press, pub date 2/7	Complete	1/27/2014
1/28/2014	Conservation Education	Meeting with Science Discovery instructors regarding drought conditions in Nipomo	Complete	1/28/2014
1/31/2014	Website Upgrade	New website host for upgraded website	Complete	1/31/2014
1/31/2014	Bulletin Board	Update of lobby and Board room bulletin boards	Complete; Ongoing	1/31/2014
1/11/2014	Website Upgrade	"Programming Phase" with website consultant	Complete	2/1/2014
1/24/2014	Website Updates	Press Releases, drought information	Complete; Ongoing	2/3/2014
2/4/2014	Sign	SWP "Piece of Nipomo's water lifeline" sign for piece of pipe display	Complete	2/5/2014
8/19/2013	Brochure	Update of "Reading Your Water Meter" and "Detecting Leaks" brochures	2nd Draft in Review	
11/25/2013	Report	Design/Update of SWP Narrative Report	In Progress	
1/27/2014	Postcard	Conservation postcard to high users regarding drought conditions and conserving	In Progress	
2/2/2014	Website Upgrade	"Production Phase" with website consultant	In Progress	
2/7/2014	Ad	Drought conservation 1/4 page ad in Adobe, pub date 2/14	Complete	2/12/2014
1/9/2014	District Newsletter	2014 1st quarter newsletter for February distribution	Complete	2/13/2014
2/7/2014	Website Updates	Drought infographic, water rate comparison, sharps disposal; water	Complete; Ongoing	2/19/2014
2/7/2014	Bulletin Board	Update of lobby and Board room bulletin boards	Complete; Ongoing	2/20/2014



# MINOR MADNESS

## Nipomo to celebrate National FFA Week

**A Nipomo Junior High School Reporter**

Every year across the United States, FFA members celebrate the National FFA Week in February.

Our chapter events will begin Monday, Feb. 17, and conclude Saturday, Feb. 22, when we will have member activities, community service work and our community benefit dinner.

FFA Week gives Future Farmers of America members an opportunity to educate the public about agriculture.

During the week, chapters conduct a variety of activities to help others in their school and their communities to learn about FFA and agricultural education.

Nipomo High School FFA will celebrate the week by participating in activities that include a water balloon toss, What Would You Eat for \$10?, Chapter Olympics, a luncheon and, finally, Kiss the Pig.

Each one of these is related to an area in agriculture, and members participating in these activities will learn why each one is important.

In honor of reaching out to the community, we will hold a benefit dinner to raise money for our FFA members who are competing above and beyond the chapter level.

Today's FFA members are the innovators and leaders of tomorrow, and through agricultural hands-on learning, they are preparing for more than 300 career opportunities

in the food, fiber and natural resources industries.

Our community service project's focus is to reduce world hunger one village at a time. We will be working through Heifer International, an organization that provides sustainable food sources to feed insecure villages.

To make that happen, we will have a Kiss the Pig competition, where students will donate funds to teachers they would like to see kiss a pig in front of the student body.

Our chapter realizes that other countries are less fortunate, with thousands of families malnourished with little food available.

This project will improve our understanding of world hunger while helping one family at a time.

Overall, our FFA Week will be one to remember, from our students learning how to improve their leadership skills from national and state officers to hearing about how we could reduce world hunger.

Nipomo FFA reaches out to the community by emphasizing the importance of their leadership skills to help others who are less fortunate.

FFA makes a positive difference in the lives of students by developing their potential for premier leadership, personal growth and career success through agricultural education.

For more information about the Nipomo FFA Chapter, contact local FFA advisor Rosemary Cummings at 439-9669 or [rumcum@npsd.net](mailto:rumcum@npsd.net).

## Students tour East Coast, Washington

• Pacific Christian class meets local congresswoman

**Lucy Freeman**  
*freemanl@theheadopress.com*

Pacific Christian School students traveled from the West to the East Coast for an annual eight-day trip that took them across the United States.

The eighth-grade group met Congresswoman Lois Capps on the steps of the U.S. Capitol building Tuesday, Feb. 4.

Pacific Christian Principal Jon Hunt said students left to begin an East Coast tour through Washington, D.C., Philadelphia and New York City on Jan. 30. They returned to Santa Maria on Sunday, Feb. 9.

"They raise money all year long," he said. "It's a great event for them."

C.J. Young, a press assistant for Capps, said in the students' visit with Capps she discussed the structure of the government branches, the com-



Congresswoman Lois Capps speaks with Pacific Christian School students on the steps of the U.S. Capitol building Tuesday, Feb. 4.

mittee she serves on and what her average day is like as a member of Congress before she answered student questions.

"Frankly, I can tell you it's one of her favorite things that she does, meeting with the students," Young said.

## Cuesta:

Continued from A3

"That's what lets everyone know they are offering quality programs." The ACCJC either reaffirms institutions or places them on one of four levels of sanction in what is then processed that institution

self-evaluation, peer review and quality improvement. Levels of sanction include warning, probation, show cause or termination of accreditation.

Cuesta College earned a warning in a comprehensive evaluation conducted through 2009. The commission issued a probationary sanction in 2010, and in 2012 worsened it to

show cause and in 2013 reduced the sanction level to a warning. In January, the 10-member accrediting commission lifted the warning status.

College officials now are preparing to submit a self-evaluation that will guide the next review. Results will inform the school's process to remain accredited for the next six years.

## YOUTH BRIEFS

### The Y to sponsor Zulu dance workshop

The Y will close registration Saturday, Feb. 15, for a Zulu Dance Kids Hip-Hop Workshop that will be held the same day.

The one-day workshop, taught by instructors Crystal Castillo and Spiker, will take place from 10 a.m. to noon Feb. 15 at the Y, located at 3400 Skyway Drive in Santa Maria.

Castillo is a graduate of Nipomo High School who now lives in the Los Angeles area. She returns to the Y to teach classes as a way of giving back to her community.

Students from ages 5 to 12 will learn a full dance routine for a showcase as well as the fundamentals of hip-hop dance and the basics of break-dance.

For more information, call Castillo at 748-9435.

### Gifted students program offering scholarships

Parent Connections, a non-profit summer youth program, is seeking student scholarship applicants to attend a three-week academic summer program.

The Johns Hopkins University Center for Talented Youth program is adding gifted students who live in rural communities and are in seventh, eighth or ninth grades to submit applications by Friday, Feb. 28.

The program is held at 24 sites in the United States and Hong Kong and offers more than 100 courses in math, science and the humanities.

To qualify, students must have above-grade-level testing and come from families with annual incomes of \$45,000 or less.

For more information and an application, contact program manager Kimberly Lofthol at [customerservice@jhu.edu](mailto:customerservice@jhu.edu) or 410-735-6236.

CALIFORNIA WILDFIRE FORECAST | AVOID FROM THE DROUGHT UP |

# HELP YOUR TREES SURVIVE THE DROUGHT

## BE WATER-WISE. IT'S EASY. HERE'S HOW.

Trees and water are both precious resources. Trees make our houses feel like homes—they also improve property values, clean our water & air, and even make our streets safer & quieter. When we water wisely and maintain our trees carefully, we enjoy a wide range of benefits at a low cost and with little effort.

<b>YOUNG TREES</b> The roots of younger trees are less established & need easier access to water to establish deep root systems.	<b>MATURE TREES</b> Mature trees require MUCH water when growing near heat lamps such as driveways & foundations.	<b>EXPOSED TREES</b> The water loss is greater where trees are exposed where there are no strong or constant wind.	<b>DECADENT TREES</b> The critical time for water is during late winter/early spring when new buds and leaves are forming.
<b>THE RIGHT AMOUNT</b> Water young trees twice per week (about 5 gallons) & mature trees once per week in several places the equivalent of 1 to 1.5 inches of rain.	<b>IN THE RIGHT PLACE</b> Water the "dry zone" area directly beneath the trunk & shade by the tree. Also, add mulch to lower soil temperatures & reduce water evaporation.	<b>CONSERVE &amp; RECYCLE WATER</b> Install flow restrictors in the shower to be showered by the tree. Also, add a "rain" to capture & collect water from the downspout, collect all condensation, & use a "rain" to capture & collect water from the downspout. Use grey water systems to irrigate lawns & trees.	<b>THE RIGHT TIME</b> Water early in the morning or after the sun has set, so that the water has time to soak into the soil before evaporation. Avoid watering during the heat of the day. Also, less water is lost to evaporation of these times.
<b>THE RIGHT DEPTH</b> Deep watering helps deep root growth & healthier trees.	<b>THE RIGHT CHOICE</b> Plant native or drought resistant tree species that need little water. Choose trees over lawns, as trees are a long-term investment.	<b>DO NOT WASTE WATER</b> Water should soak into the ground rather than running off into the drain.	<b>THE RIGHT CHOICE</b> Plant native or drought resistant tree species that need little water. Choose trees over lawns, as trees are a long-term investment.

USDA Invest from the ground up

VISIT US: [www.InvestFromTheGroundUp.org](http://www.InvestFromTheGroundUp.org)  
Facebook.com/InvestInTrees  
@InvestInTrees

SUBSCRIBE: For more tips to keep your trees healthy.

# CHC

Community Health Centers  
Healthcare For Life

## CHC Nipomo expands services

Your new home for vision care

CHC is pleased to welcome Frank Giardina, OD to the team at our new state of the art CHC Nipomo Health Center!

(805) 931-2680 for optometry appointments

- Adjunct professor of optometry with Western University
- Certified in glaucoma and ocular disease
- Services now offered include routine eye exams, eyeglasses and contact lenses, and diagnosis and treatment of ocular disease

Also new at CHC Nipomo - Women's Health services

For more information or to make an appointment:

CHC Nipomo  
150 Teles Place, Nipomo  
Main Phone: (805) 929-3211  
Se habla español.

[www.communityhealthcenters.org](http://www.communityhealthcenters.org)  
Serving the Central Coast since 1978.

# conservation tip . . .

Let your lawn go dormant (brown) during the winter. Dormant grass only needs to be watered every three to four weeks.

For more conservation tips, visit the District's website at [www.ncsd.ca.gov](http://www.ncsd.ca.gov).

For water reuse landscaping, learn visit [www.sustainablelandscaping.com](http://www.sustainablelandscaping.com).

## New Year, New Website!

You may have noticed the new look of the District newsletter. Well, that is just one of the changes for the new year. The District is in the process of upgrading our website to be more user-friendly and convenient for customers to find information.

Watch for the new website in March 2014 at [www.ncsd.ca.gov](http://www.ncsd.ca.gov).

## February 2014

### In this Issue >>>

- Sewer Treatment Facility Update
- Supplemental Water Update
- NCSD Operations Team
- Bill Payment Options
- Ask The District



A Quarterly Look into Your Nipomo Community Services District

# District News

## current topics >>>

### Water Waste

By Board Policy, the following uses of water are considered wasteful:

- Use of water for washing streets with trucks.
  - The use of water to jet wash sewer lines.
  - Washing of private vehicles with a hose that does not have a shut-off nozzle.
  - Use of water to irrigate between 7am - 7pm.
  - Use of water for decorative fountains except those that recirculate water.
  - Service of water by any restaurant except when requested by patron.
- All customers are reminded to not waste water.**

## Water Supply is Low!

Nipomo is currently at Severity Level III (Severe)

California declared to be in a drought state of emergency by Governor Brown. Reduction in usage critical!

On January 17, 2014 Governor Brown declared California to be in a drought state of emergency and asked residents to reduce water usage by 20%. The District's Board of Directors is

urging Nipomo residents to be even more mindful and reduce water usage by 30%.

The Comny declared Nipomo area groundwater to be at a Level of Severity III (most severe) in 2006. With the lack of rain this

season, it's unlikely that this will change regardless of how much rain comes later this winter. Additionally, the court-appointed groundwater management group reported area groundwater levels were at their lowest level

on record in May 2013 and less than one foot above the group's Severe Water Shortage trigger. During 2013, the Nipomo Community Services District took a proactive ap-

proach by beginning the Supplemental Water Project which will bring water

from Santa Maria to the Nipomo Mesa Management Area. However, this supplemental water will not be available to Nipomo until 2015 when pipeline

construction is scheduled to be completed. Currently, Nipomo's only source of water is groundwater. This places Nipomo in a vulnerable position and residents need to reduce water usage wherever possible. Refer to "Water Waste" list to the left.



148 S. Wilson Ave.  
PO Box 336  
Nipomo, CA 93444

## NIPOMO COMMUNITY SERVICES DISTRICT

### Upcoming Meetings and Dates to Remember

<b>Mon, February 17th</b> District Office Closed for Holiday	<b>Wed, March 26th @ 9AM</b> Regular Board Meeting
<b>Wed, February 26th @ 9AM</b> Regular Board Meeting	<b>Wed, April 9th @ 9AM</b> Regular Board Meeting
<b>Wed, March 12th @ 9AM</b> Regular Board Meeting	<b>Mon - Fri, April 21st - 25th</b> Garbage Spring Clean-up Week

Contact us at 805-929-1133 | [www.ncsd.ca.gov](http://www.ncsd.ca.gov) | [info@ncsd.ca.gov](mailto:info@ncsd.ca.gov)

### Board of Directors

- Craig Armstrong, President**  
**Jim Harrison, Vice President**  
**Larry Vrechellig, Director**  
**Dan A. Gaddis, Director**  
**Bob Blair, Director**
- Staff**  
**Michael S. LeBrun, General Manager**  
**Listu Bognuuda, Finance Director**  
**Peter Sewick, Director of Engineering and Operations**


## Update on Southland Wastewater Treatment & Reclamation Facility Upgrade Project

*A \$13 million project to replace the current pond-based plant and provide advanced secondary treatment and improved plant discharge quality.*

The upgrade of the Southland Wastewater Treatment & Reclamation Facility is steadily progressing. Testing of various new plant components is currently underway. At 84% complete, the Project is ahead of schedule and under budget.

The upgraded plant is scheduled to be online by summer 2014.

Watch for news on our ribbon-cutting open house.



more water for nipomo >>>

## Update on Supplemental Water Project

*A \$17.5 million Pipeline Project, supported by a \$2.2 million Department of Water Resources grant. The Project will interconnect four regional water providers and facilitate delivery of water from the City of Santa Maria to the Nipomo Mesa. The Project will increase Nipomo's water sources and supply reliability for generations to come.*

On December 18, 2013, the District completed construction on the first phase of the Supplemental Water Project. Construction was completed on time and 6% under budget. This initial phase was the most technically demanding of the Supplemental Water Project and entailed pulling 2,700 feet of pipeline underneath the Santa Maria River.

Construction on the next phase of the Project is underway. Spies Construction Company of Santa Maria is mobilizing to construct a water pumping station on the south end of the mesa. The entire Project is scheduled to be completed by summer 2015.

For more information on the Project, visit the District's website at [www.ncsd.ca.gov](http://www.ncsd.ca.gov)

## Meet Your District's Engineering & Operations Staff

*Nipomo Community Services District has a team of 10 Engineering & Operations staff who maintain the District's water and sewer systems.*



Nipomo Community Services operates one water system and two sewer systems—one for the Town Division and the other for the Blacklake area. The facilities include 2 wastewater treatment and reclamation facilities, 8 water supply wells with over 4,000 gallons per minute productive capability, 13 sewage lift stations, 700 fire hydrants, thousands of valves and many miles of pipe. The District's Operations staff work hard to maintain overall system readiness with daily inspections, sampling, maintenance, and repair. Operations staff work Mon - Fri 8 am - 4:30 pm but may be seen working other times based on system needs. Our crew is always in uniform and marked District vehicles.



## Proper Disposal of Your Household Items

Many electronic products such as computers, televisions, microwave ovens and other common items such as household batteries, paints and solvents are considered Hazardous Household Hazardous Waste (HHW). Proper disposal of HHW is vital to preserving our community's environmental health. HHW materials should not be flushed in the toilet, dumped in a drain or disposed of in the regular trash. The penalties can be substantial.

Hazardous Household Waste must be taken to a licensed disposal facility. Nipomo residents can dispose of items at the Nipomo Household Hazardous Waste Facility at 590 Southland Access from Frontage Road on SATURDAYS ONLY from 11am - 3pm.

## Options for bill payment

The District offers these options to pay your bill:

**Online:** For customer convenience, the District continues to offer an online billing service. Click on the "Pay My Bill" option on the District's website.

**Mail:** Payments can be mailed to P O Box 326, Nipomo, CA 93444

**Drop Box:** Checks or money orders can be placed in our drop box in the District's parking lot. The box is emptied daily, Mon - Fri.

**Office:** Customers can pay in the office Mon - Fri 8:00am - 4:30pm, except holidays.

ask the district >>>

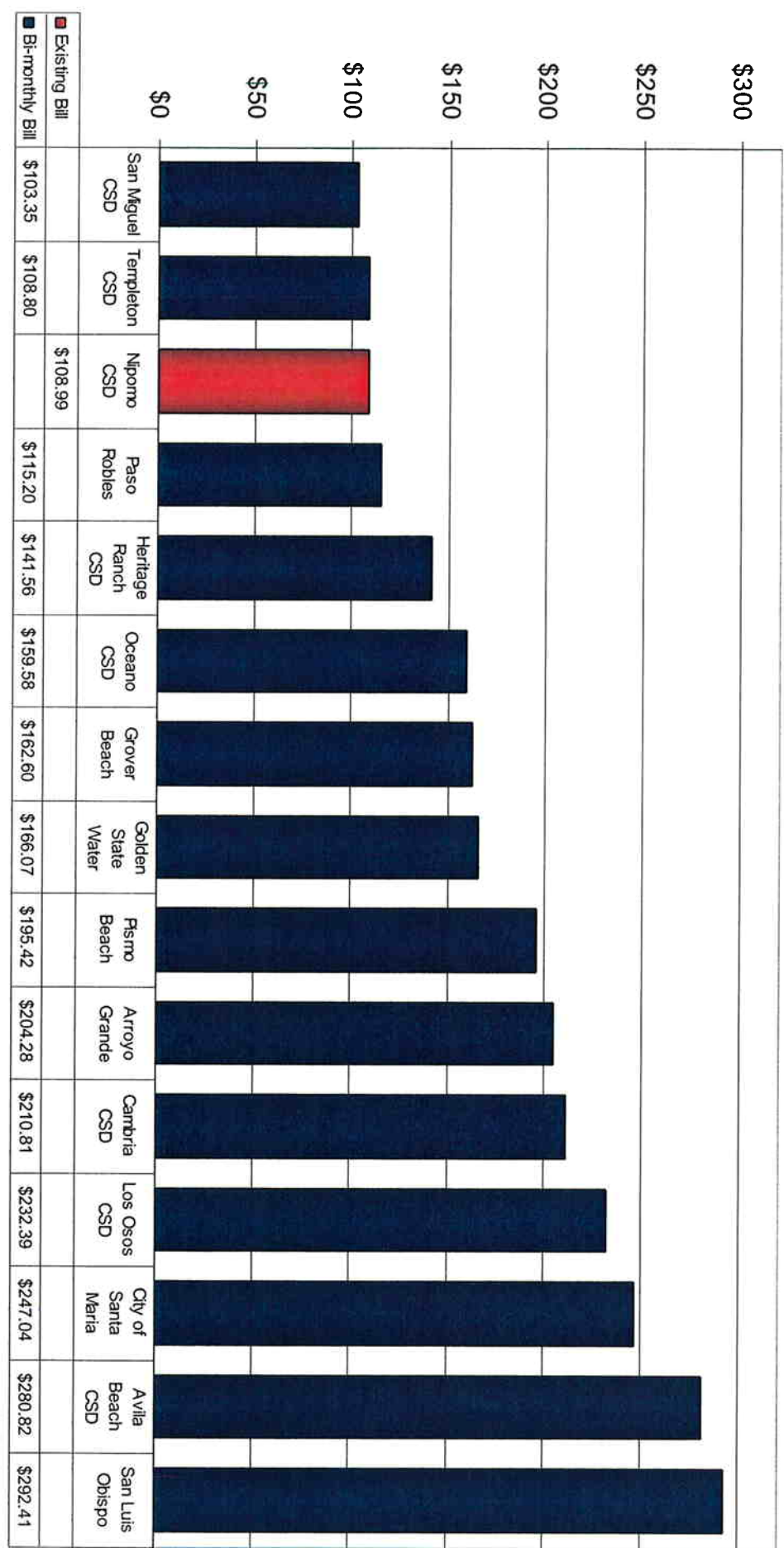
**Q: What is the Billing Due Date?**  
**A: Bills are due and payable upon receipt. Late penalties apply 25 days after the bill is mailed.**

District customers are billed every two months and bills are for services used the previous two months. Once the bill is sent out, payment is due. The 5th of the month is the last day to pay before incurring a \$5 late charge. On the 6th of the month, \$5 is automatically added to unpaid accounts. For convenience, payments can be made on the District's website, in the office, or placed in the drop box in the driveway. If making a payment, please allow at least 5 business days for arrival.

Send us your comment and questions to [info@ncsd.ca.gov](mailto:info@ncsd.ca.gov)



**Selected Local Water Agencies  
Comparison of Single-family Residential Bi-monthly Water Bills [1]  
at 36 Ccf Bi-monthly**

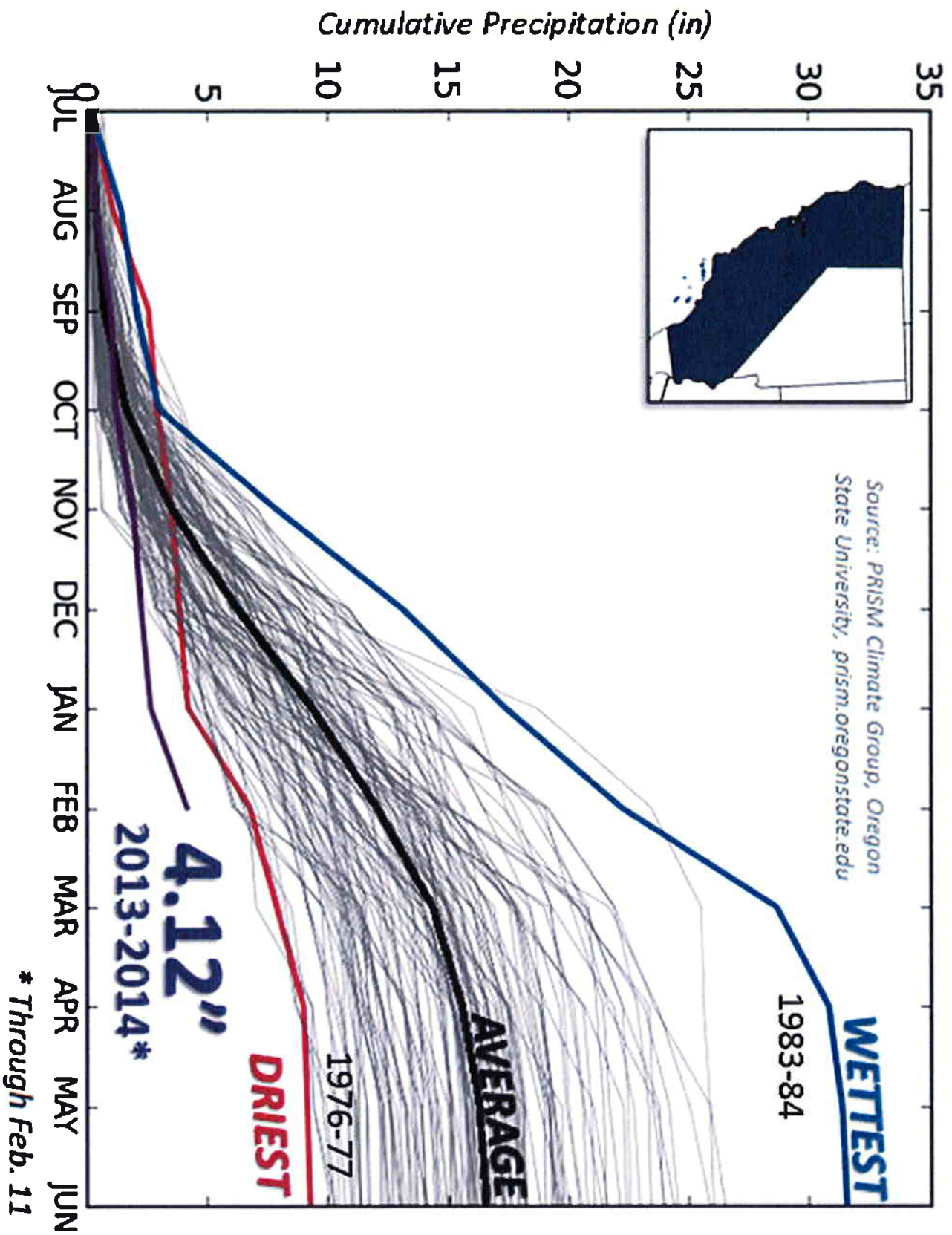


[1] For rates in effect January 2014.

# Water Year Precipitation in California

## 1895-96 through 2013-14


Source: PRISM Climate Group, Oregon State University, prism.oregonstate.edu



## **Take-Back Locations**

Take back full Sharps containers to your local pharmacy for FREE disposal.

Look for this window sticker at your pharmacy.



Or visit us online at [www.iwma.com](http://www.iwma.com) for a location near you.

## **Brochure Sponsored by**

The San Luis Obispo County Integrated Waste Management Authority and funded by a grant from the California Integrated Waste Management Board.



**Zero Waste – You Make It Happen!**  
Please feel free to call or e-mail us if you have concerns or questions about Sharps Disposal inside the County of San Luis Obispo.

San Luis Obispo County IWMA:  
(805) 782-8530  
E-mail: [iwma@iwma.com](mailto:iwma@iwma.com)

**You Can Help Prevent Needle Stick Injuries!**

Printed on Recycled Paper 

# Sharps Disposal



## How do I Safely Dispose of My Home Generated Needles and Syringes?

## The Problem

According to California State Law it is **illegal** to throw away Sharps into your garbage, recycling, or green waste cans!



## What Are Sharps?

They include hypodermic needles, pen needles, intravenous needles, lancets, and other devices used to penetrate the skin for the delivery of medications at home.

## Do

- **Do** pick up a **FREE** Sharps container from your local pharmacy.




- **DO** use an approved Sharps container to put used sharps in (see photo above). When it is full, **seal it** and return it to any San Luis Obispo County pharmacy for **FREE** disposal.

- **DO** use this program for home generated Sharps

## Don't

- **DON'T** put Sharps containers in your recycling, garbage, or green waste cans.
- **DON'T** flush Sharps down the toilet. Sharps that are flushed down the toilet may end up on our beaches and riverbanks.
- **DON'T** use this program for Sharps from medical facilities.
- **DON'T** put Sharps in bleach bottles, soda cans or bottles, juice bottles, glass containers or milk cartons.







## **Drought makes water conservation more important**

*By Michael LeBrun*

Drought continues to worsen its grip across California, and the governor has declared a statewide drought.

Everyone is asking, "When is it going to rain?" Of course, no one can offer guarantees.

Here are some things we can say for sure:

- 1) For at least another year and a half, the only source of water supply in the greater Nipomo area is groundwater.
  - 2) Nipomo area groundwater has been overpumped for at least a decade. In spring 2013, basin experts found the area water table was at its lowest-ever recorded level, declared the basin met the "potentially severe" criterion and cautioned it was less than 1 foot from meeting the "severe" criterion.
  - 3) If outdoor irrigation is allowed this coming summer, the may be significantly more expensive than last year.
- Area water purveyors are looking for ways to curb water demand, and increasing its cost is the most effective way to get water use down.
- 4) Our groundwater basin will need multiple years of above-average rainfall before it will return to normal — within historic range — levels.
  - 5) In 2013, Nipomo Community Services District customers used an average of 180 gallons of water per person per day.

Gallons per day per person is a standardized measurement used to compare communities around the state.

The number is computed by taking total volume of water pumped by the district and dividing it by the estimated population served by the district.

That 180 gallons is lower than in the recent past, yet it's still very high when compared to more urbanized areas.

Landscape irrigation drives most of our excessive water use and water waste.

If you have a large lawn, 2,000 square feet or larger, you likely use more water in your yard than in your home.

Drip irrigation systems need regular maintenance to prevent those water-saving devices from becoming water wasters.

For more tips and help on saving water, see the district's website at [www.ncsd.ca.gov](http://www.ncsd.ca.gov) or contact the office at 929-1133.

Let's all be "water wise" this winter as we prepare ourselves and our landscapes for a dry summer ahead.

Consider sharing your water conservation story with me, and I will reference it in the next article.



.com

SANTA MARIA

## **Water issues and payments**

FEBRUARY 13, 2014 12:00 AM • [DON WARD](#)

The original plan was to sell 3,000 acre-feet of Santa Maria's excess state water to Nipomo. The cost of the pipeline would be paid by users.

The Nipomo Community Services District (NCSD) brags of completion of a major portion of the \$21-million pipeline, which will deliver only 650 acre-feet of state water from Santa Maria to Nipomo.

When the pipeline is complete, will Santa Maria still be required to provide Nipomo with 3,000 acre-feet of water? We must assume that when state water is not available, this water will be extracted from our aquifer. Santa Maria is either selling nonexistent state water or our precious ground water to Nipomo. This should be a concern to both Orcutt and Santa Maria.

Orcutt ratepayers fought the state water project through the Public Utilities (PUC) and do not pay for expensive state water.

Golden State Water Company (GSWC), Orcutt's water provider, agreed to pay 8.33 percent of the pipeline costs, and pay over 200 acre-feet per year of state water at the cost of over \$1,300 an acre-foot. GSWC ratepayers will foot the bill.

GSWC has applied to the PUC to purchase and provide water to the 950 households of the Rural Water Co. on the Nipomo Mesa. This would mean another payment of 8.33 percent of the pipeline costs, and purchase of hundreds of acre-feet more of state water. Again, Orcutt ratepayers will pay. Orcutt residents are protesting this application before the PUC. To add your protest, write to: CPUC Public Advisors Office, 505 Van Ness Ave., San Francisco, CA 94102.

# SanLuisObispo.com

[Previous Story](#)

[Next Story](#)

## Nipomo water shortage could mean higher rates for residents

By Cynthia Lambert

[clambert@thetribunenews.com](mailto:clambert@thetribunenews.com) February 15, 2014

[Facebook](#) [Twitter](#) [Google Plus](#) [Reddit](#) [E-mail](#) [Print](#)

- Related Stories:
- [Supervisors delay vote on pursuing Paso Robles groundwater district](#)
- [Pismo Beach imposes mandatory water-use restrictions](#)
- [Drought means lower lake levels, more crowded shores](#)

Nipomo Community Services District leaders this week approved a water shortage response plan that could mean higher water rates for residents if the groundwater basin falls to extremely low levels or there's evidence of seawater intrusion.

The district board voted 3-2 to approve a draft plan this week, with board members Bob Blair and Jim Harrison dissenting.

"Basically what you have to do to is look out for the ratepayer," Blair said Friday. "The ratepayer is really going to catch it in Nipomo."

### Almost Stage 3

Since spring 2008, the Nipomo district – which provides water to about 12,000 people and 40 businesses – has been operating under a "Stage 2" condition, meaning that a potentially severe water shortage exists. District officials have asked residents to voluntarily reduce their use of water by 30 percent.

A water rate increase passed in 2011 and, rolled out over three years, already has had some effect on water use.

An average district customer – defined as one connection with an average of three people per connection – uses about 13,000 gallons of month, down from 15,000 gallons a month about three years ago, district General Manager Michael LeBrun said.

But if the aquifer levels fall even further and a "Stage 3" condition is triggered, the district is required to reduce its production of groundwater by 30 percent.

"How do we encourage folks to use less water so we can pump less water?" LeBrun said. "We do that through rates."

Nipomo residents have one source of water: an enormous underground aquifer that covers a surface area of about 256 square miles and serves parts of southern San Luis Obispo and northern Santa Barbara counties.

The Nipomo district is just one of many straws in the aquifer. The district and three other water purveyors — Golden State Water Co., Rural Water Co. and Woodlands Mutual Water Co. — use about 39 percent of the 11,000 acre-feet of groundwater consumed on the mesa, according to the Nipomo Mesa Management Area Technical Group. The group was established following a settlement of litigation over water rights in the basin.

The other users drawing from the aquifer include wells that supply water for agricultural, residential and commercial users.

Per the court settlement over water rights, Golden State, Woodlands and Rural Water are also required to develop their own response plans.

Even with conservation, Nipomo district officials say more water is being pulled from the ground than is being replenished, and recent drought conditions significantly worsened the situation.

Aquifer levels were 30 percent lower in spring 2013 than the previous spring and are the lowest since 1975, the earliest year on record. The measurements were just short of triggering a Stage 3 severe water shortage in spring 2013, LeBrun said.

### **Limiting service**

The Nipomo district is in the process of building a \$17.5 million pipeline bringing water to the community from Santa Maria. Construction started in October.

In the meantime, a district consultant will prepare a set of rate increases that the board could decide to put into effect if a severe water shortage is declared.

Before any rate increases could occur, residents, including property owners and tenants, would have 45 days to protest them. A majority of customers would have to protest to halt the increases.

Also Wednesday, board members discussed but did not reach consensus on whether the district might suspend processing new applications for water service during an extreme drought.

While the issue will come back to the board at its next meeting on Feb. 26, there was some heated discussion about it, LeBrun said.

Debate abounded: Should the district allow new customers to dip into the aquifer during a drought, putting more stress on the basin?

But if it doesn't, is that really fair to district customers when other residents or water purveyors located outside the district's boundaries can add new homes or new customers?

"If the district stops giving will-serve letters, it makes the property owners in the district's (boundaries) worth less money than a property across the street in a different water district," Blair said.

Harrison said he would not support a plan that includes any suspension of new water connections as long as San Luis Obispo County continues to issue building permits for other areas on the Mesa.

"The county should have everyone come together," he said, "and come up with a solution."

Stay updated by adding Cynthia Lambert on [Google+](#).

[Facebook](#) [Twitter](#) [Google Plus](#) [Reddit](#) [E-mail](#) [Print](#)

## **Join The Conversation**

The Tribune is pleased to provide this opportunity to share information, experiences and observations about what's in the news. Some of the comments may be reprinted elsewhere in the site or in the newspaper. We encourage lively, open debate on the issues of the day, and ask that you refrain from profanity, hate speech, personal comments and remarks that are off point. Thank you for taking the time to offer your thoughts.

[Commenting FAQs](#) | [Terms of Service](#)

FEBRUARY 26, 2014

ITEM F

ATTACHMENT D

FEB 10 2014  
NIPOMO COMMUNITY  
SERVICES DISTRICT

February 10, 2014

Mr. Michael LeBrun  
Nipomo Community Services District  
PO Box 326  
Nipomo, CA 93444

Dear Mr. LeBrun:

I want to heartily thank you for your membership and continued support of the California Urban Water Conservation Council. As the Council's new Executive Director, I firmly believe that the Council's mission—maximizing urban water conservation—is more important than ever. I also firmly believe that the Council's unique collaboration between water providers, nonprofits, and industry professionals is its unique strength. Thinking, talking and working together gives us, collectively, the ability to advance our shared goals far more readily than through individual efforts alone. When the Council works together, people listen.

#### *Drought Assistance*

As most of California's water providers face dry year conditions rarely, if ever before, seen, the Council is assisting its members to meet the challenge of increasing their ongoing conservation efforts. As you well know, the Council's BMPs and potential BMPs are the best known and most widely used suite of water saving tools in the country. Council staff remains committed to assisting you and your agency achieve the full water savings offered by the over 20 years of thought and experience represented by the BMPs.

The Council's potential to help you respond to the current drought extends far beyond the BMPs. Through planned workshops, website updates, media strategies, collaborations with other agencies and organizations, and other efforts, the Council is working with members to promote extraordinary water savings for extraordinary times.

#### *Member Benefits – Conservation Forum, Training and Technical Assistance*

As the only forum in the state devoted exclusively to advancing urban water conservation, the Council is uniquely suited to helping smart and creative people like yourself to develop and share new water saving strategies. Send us your ideas! Tell us how Council staff and the collective strength of the Council's members can help you.

Your membership fees are what make the Council work. They represent your agency's investment in the power of collective wisdom and action. The return on your investment comes in a wide variety of ways, over both the short and the long terms. For example, Council members enjoy:

- A seat at the table when California water conservation policy is debated, discussed and new standards and BMPs are developed;
- Free and rMr.educated training;
- Free subscriptions to Council Link and BMP Reporting News, and access to our BMP Guidebooks to assist with BMP implementation;



716 10th Street  
Suite 200  
Sacramento  
California 95814

PHONE  
916/552-5885  
FAX  
916/552-5877

[www.cuwcc.org](http://www.cuwcc.org)

- Free access to the Council's updated database reporting application, which includes current and historical exportable reports in Excel and PDF, for use with your management activities and to attach to your Urban Water Management Plans;<sup>1</sup>
- Access to Council technical models to assist with your planning and implementation of conservation measures;
- Regular release of new research studies on water conserving equipment and techniques;
- Discounted publications for purchase, and access to the Council's extensive lending library;
- Educational and networking opportunities via our meetings and training; and
- Participation in our committees to help set the course for Council programs and policies, and increase your knowledge of conservation practices.

*Key Initiatives and New Programs for 2014*

Over the coming year, in addition to the Council's drought-assistance activities noted above, the Council will be pursuing the following strategic objectives:

- Continuing our work promoting a "new norm" for landscape in California, including two symposia scheduled for Northern California and Southern California;
- Hosting a symposium on Advanced Metering Infrastructure at which you and your staff can learn about AMI technology, address pertinent economic considerations, and receive practical advice from utility and industry representatives;
- Continuing our important discussion of water rates in California and BMP 1.4, the Retail Conservation Pricing BMP;
- Researching new technologies and programs;
- Debuting a more responsive website experience that will include networking capabilities, shared planning tools for committees, tagged documents for custom searches, a descriptive Group 3 member business directory, and more;
- Completing the second phase of the database application software upgrade with improvements in the user interface and custom report capabilities; and
- Fostering partnerships with institutions and organizations that can effectively promote and/or require conservation.

All of these efforts to assist our members are only possible with your agency's continued financial support. The dues from Council members remain the principal source of funding for our core activities. In the coming months, I am very much looking forward to speaking with you and hearing from you personally about how your participation in the Council can better further your agency's mission.

I thank you again for your support in the past and look forward to working with you in this, and in upcoming, years.

Very Truly Yours,



Gregory Weber  
Executive Director

---

<sup>1</sup> The California Water Code recognizes the Council coverage report from the BMP reporting as de facto evidence that your Agency is implementing the equivalent of the DMMs, thus saving your agency from more extensive documentation in the preparation of its Urban Water Management Plan.

FEBRUARY 26, 2014

ITEM F

ATTACHMENT E



**May 20-21, 2014**  
SACRAMENTO CONVENTION CENTER



**California Special  
Districts Association**  
*Districts Stronger Together*

# **SPECIAL DISTRICTS LEGISLATIVE DAYS**

**LAYING THE FOUNDATION  
FOR A STRONGER ECONOMY**



#sdl2014



**California Special  
Districts Association**  
*Districts Stronger Together*

## SPECIAL DISTRICTS LEGISLATIVE DAYS

LAYING THE FOUNDATION FOR  
A STRONGER ECONOMY

### Top 5 Reasons Why You Should Attend:

1. Efforts underway in Sacramento could significantly impact special district revenue sources, including **property tax allocations**, voter thresholds for **special taxes** and **new funding opportunities** for local projects and programs.
2. Governor Brown has expressed interest in reforming California's infrastructure financing districts, potentially leading to **major changes in how local agencies build infrastructure**.
3. Hear directly from California Legislative Analyst Mac Taylor on the latest **State Budget proposals** and **forecasts of state revenues and expenditures**.
4. Interactive roundtable discussions with our partners and experts will allow you to hear about industry-specific issues—such as implementation of the Affordable Care Act and changes to **public employee pensions**.
5. **Pre-arranged legislative visits** and a hosted reception enable you to build relationships with your state legislators and their Capitol staff.



### Legislative visits in the Capitol arranged by CSDA!

Let your senator and assembly member know about the core services your district provides in their legislative district and how each dollar invested in your district benefits your shared constituents and adds significant value at the local level!

*In order to reserve enough time for scheduling, please register at [csda.net/conferences](http://csda.net/conferences) by April 25 to guarantee your spot in these visits.*



### Hosted legislative reception sponsored by SDRMA

Network with legislators and Capitol staff at SDLD's legislative reception held at Chops. This award winning restaurant and bar across the street from the Capitol is a favorite amongst the Capitol community.



### Sponsor opportunity

CSDA Business Affiliates have the opportunity to showcase their products and services as sponsors at SDLD! Space is limited. Questions? Contact Megan Hemming at [meganh@csda.net](mailto:meganh@csda.net).

### For all the latest information, go to our website

Visit the SDLD website for the latest updates at [csda.net/conferences](http://csda.net/conferences). You will find the most current schedule, speaker bios, a list of our partners, how to find a hotel and more. Most importantly, you can register for SDLD directly on the website!

# SPECIAL DISTRICTS LEGISLATIVE DAYS

LAYING THE FOUNDATION FOR A STRONGER ECONOMY

Gain insights on policy changes impacting your agency and take advantage of this opportunity to meet with legislators, key issue experts, and California's policy leaders:

- Exchange ideas with your legislators & discuss priority legislation at pre-arranged visits.
- Hear directly from state leadership on hot topics affecting local services and infrastructure.
- Explore how decisions are really made in the Capitol and how you can influence outcomes.
- Get answers to your questions at issue-focused, industry-specific roundtable sessions.

A dynamic two-day conference, Special Districts Legislative Days (SDLD) provides attendees the opportunity to hear from and interact with statewide policymakers and legislators, as well as network and discuss district challenges. SDLD includes keynotes from California's highest office-holders, moderated panel discussions with the state's leading experts and issue-specific roundtable conversations covering the most pertinent issues facing each type of special district.

Your engagement is an essential component of CSDA's advocacy efforts in Sacramento to defend special district finances and educate policymakers on the effective service delivery provided by special districts.

## What you can do:

- Visit CSDA's Grassroots Action Center at [www.csda.net/grassroots](http://www.csda.net/grassroots) to read about the most significant proposals impacting special districts, and find out how you can take action now.
- Register for SDLD today to hear first-hand about the latest revenue proposals directly affecting special districts. You will also have the chance to communicate how new revenue opportunities can strengthen the core services your district provides and share examples of how they would add value to your local communities.
- Spread the word! Let other special districts know about this exciting conference.

## Thank you to our Partners and Roundtable Hosts



**ACHD**  
ASSOCIATION OF CALIFORNIA  
HEALTHCARE DISTRICTS



**Association  
of California  
Water Agencies**



**RESOURCE**  
SUNSHINE PROGRAM | 2012-2015



@specialdistrict



facebook.com/specialdistrict

# PROGRAM AGENDA

SUBJECT TO CHANGE

## Tuesday, May 20

8:00 a.m.

### Registration Starts

Continental Breakfast and Networking Opportunities

8:30 – 10:00 a.m.

*Welcome Remarks:* CSDA Executive Director Neil McCormick

*Opening Remarks:* CSDA President Noelle Mattock

*CSDA Legislative Overview by Advocacy & Public Affairs Staff*

10:00 – 10:45 a.m.

### Tax Reform and Infrastructure Panel

Panelists will address proposed policy and ballot measures aiming to bring tax reform and their impact on local and state infrastructure.

- **Kelly Salt** (*Moderator*), Best Best & Krieger LLP
- **Lenny Goldberg**, California Tax Reform Association
- **Jim Earp**, California Alliance for Jobs
- **John Fairbank**, Fairbank, Maslin, Maullin, Metz Associates, Inc.
- **Fred Silva**, California Forward

10:45 – 11:45 a.m.

### Local Government Panel



Katcho Achadjian



Mark Levine



Stephen Knight

A moderated discussion will focus on how to bridge local and state policy. Panelist will discuss current proposals that impact the delivery of core local services and how special districts can engage in current policy proposals.

- **John Myer** (*Moderator*), News 10's Political Editor
- **The Honorable Katcho Achadjian (R-San Luis Obispo)** – Chair of the Assembly Local Government Committee, Assembly Member Achadjian represents Assembly District 35. Prior to his election to the Legislature, Katcho served for three terms as an elected member of the San Luis Obispo County Board of Supervisors.
- **The Honorable Mark Levine (D- San Rafael)** – Vice-Chair of the Assembly Local Government Committee, Assembly Member Levine represents Assembly District 10. A former San Rafael City Councilmember, Levine has held leadership posts throughout his career helping to develop innovative solutions at the local, state, national and international levels.
- **The Honorable Stephen Knight (R- Palmdale)** – Vice-Chair of the Senate Governance & Finance Committee, Senator Knight represents Senate District 21. Prior to his election to the Assembly, Knight was elected to the Palmdale City Council in 2005. Upon assuming office in the state Legislature, Knight left his 18-year career as a sworn police officer in the Los Angeles Police Department.

11:45 a.m. – 12:15 p.m.

*Networking Break and Meet and Greet with Local Government Panel*



12:15 – 1:30 p.m. - Lunch

### Keynote Speaker: California State Legislative Analyst Mac Taylor

The Legislative Analyst serves as “eyes and ears” for the Legislature to ensure that the executive branch is implementing legislative policy in a cost efficient and effective manner. The Legislative Analyst carries out this legislative oversight function by reviewing and analyzing the operations and finances of state government.

1:30 – 2:00 p.m.

*Legislative Visits Briefing with CSDA Advocacy & Public Affairs Staff*

2:00 – 5:00 p.m.

### Legislative Visits

Pre-arranged meetings with Legislators and staff in their Capitol Offices. Please register by April 25 to guarantee your spot in these visits.

5:00 – 6:30 p.m.

### Chops Legislative Reception

1117 11th Street, Sacramento, CA 95814

*Sponsored by Special District Risk Management Authority (SDRMA)*

## Wednesday, May 21

8:00 a.m. – Continental Breakfast and Networking

8:30 – 9:00 a.m.

*Keynote Speaker: To Be Announced*

9:00 – 9:45 a.m.

### Workforce Roadmap Panel

Panelists will discuss policies affecting the recruitment, retention and training of a 21st century workforce and how special districts can help prepare the next generation.

- **Bobbi Palmer** (*Moderator*), Los Medanos Community Healthcare District CEO
- **Amy Brown**, Public Retirement Journal
- **Nancy Pryor**, Foundation for California Community Colleges
- Other panelist to be announced

9:45 – 11:45 a.m.

### Roundtable Discussions

Choose two roundtable topics for an informative 45-minute session

- Association of California Healthcare Districts
- Association of California Water Agencies
- California Association of Local Agency Formation Commissions
- California Association of Public Cemeteries
- California Association of Recreation and Park Districts
- California Association of Resource Conservation Districts
- California Board of Forestry and Fire Protection
- California Public Employees' Retirement System
- Covered California
- Workers' Compensation Action Network

11:45 a.m. – *Closing Remarks:* CSDA President Noelle Mattock



# SPECIAL DISTRICTS LEGISLATIVE DAYS

LAYING THE FOUNDATION FOR  
A STRONGER ECONOMY

## NEW PRICING FOR 2014 OFFERS MORE SAVINGS FOR EARLY REGISTRANTS - ON OR BEFORE APRIL 18, 2014

**CSDA Member - \$175 Early Registration / \$225 Regular Registration**

**Non-Member - \$275 Early Registration / \$325 Regular Registration**

### Three Ways to Register

- *For fast service*, register online by visiting the Special Districts Legislative Days website at [csda.net/conferences](http://csda.net/conferences). Find the "register" button at the top of the page.
- *Fax number*: 916.520.2465. All faxed forms must include credit card payment.
- *Mail*: CSDA, 1112 I Street, Suite 200, Sacramento, CA 95814. Please include registration form and payment. Checks should be made payable to: California Special Districts Association.

### Who qualifies for "member" rates?

All California Special Districts Association and Special District Risk Management Authority members. Not sure if you are a member? Contact the CSDA offices to find out if you are already a member. It's not too late to become a CSDA member. Simply contact Cathrine Lemaire at [cathrine@csda.net](mailto:cathrine@csda.net) or call toll-free at 877-924-2732.

**Registration fees include the evening reception on May 20, legislative visits arranged by CSDA, as well as all written materials and meals as indicated in the agenda. Payment must accompany registration in order to process.**

CSDA Member: \$175/EARLY BIRD

Non-Member: \$275/EARLY BIRD

CSDA Member: \$225/AFTER APRIL 18

Non-Member: \$325/AFTER APRIL 18

Total \$:

Name/Title:

District:

Address:

City:

State:

ZIP:

Phone:

Fax:

Email:

### LEGISLATIVE VISITS

CSDA will make every attempt to schedule meetings with your region's legislative representatives or staff.

Yes, I want to participate in prearranged meetings in the Capitol

No, I do not want to participate in prearranged meetings in the Capitol

### PAYMENT

Check  Visa  MasterCard  Discover  American Express

Acct. name:

Acct. Number:

Expiration date:

Authorized Signature:

### SPECIAL NEEDS

Vegetarian  Other:

**CANCELLATION POLICY: Cancellations must be made IN WRITING and received via fax or mail three days prior to event. All cancellations made within the specified time will be refunded less a \$75 processing fee. NO EXCEPTIONS.**



California Special Districts Association  
 1112 I Street, Suite 200  
 Sacramento, CA 95814

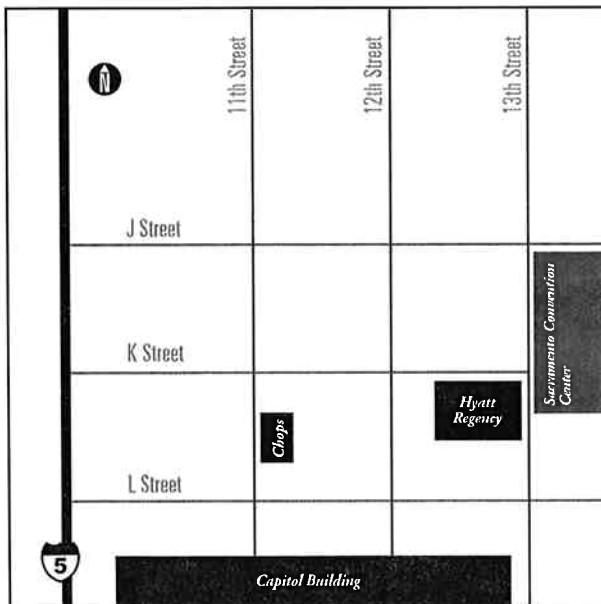
*A proud California Special Districts Alliance partner.*

FIRST CLASS  
 U.S. Postage  
 PAID  
 Permit No. 316  
 Sacramento, CA

# SPECIAL DISTRICTS LEGISLATIVE DAYS

LAYING THE FOUNDATION FOR  
 A STRONGER ECONOMY

**May 20-21, 2014**  
 SACRAMENTO CONVENTION CENTER



**Rooms available May 19 & 20, 2014 at the Hyatt Regency**

Sacramento, 1209 L Street, Sacramento, CA 95814  
 CSDA room rate of \$149 single/double plus tax. Room rate includes complimentary standard wi-fi in guest rooms. Call 1-888-421-1442 and ask for the California Special Districts Association rate. The room reservation cut-off is April 28, 2014, however space is limited and rooms may sell out before this date.

**Event Location - Sacramento Convention Center**

1400 J Street, Sacramento, CA 95814

**City Parking Information**

For parking information, visit the City of Sacramento website at [www.cityofsacramento.org](http://www.cityofsacramento.org).

TO: BOARD OF DIRECTORS

FROM: MICHAEL S. LEBRUN *MSL*  
GENERAL MANAGER

DATE: FEBRUARY 21, 2014



## COMMITTEE REPORTS

### ITEM

Review and discuss Committee meeting minutes.

### BACKGROUND

The following committee meetings were held for which meeting minutes are being provided:

- o February 5, 2014 Water Resource Committee
- o February 19, 2014 Finance and Audit Committee

### RECOMMENDATION

It is recommended that your Honorable Board discuss the meeting minutes as appropriate.

### ATTACHMENTS

- A. Water Resources Committee Meeting Minutes
- B. Finance and Audit Committee Meeting Minutes

FEBRUARY 26, 2014

ITEM G

ATTACHMENT A



# NIPOMO COMMUNITY SERVICES DISTRICT

Wednesday February 5, 2014

9:00 A.M.

## **SPECIAL MEETING MINUTES WATER RESOURCES COMMITTEE**

---

### **1. CALL TO ORDER, FLAG SALUTE AND ROLL CALL**

Chairman Vierheilig called the meeting to order at 10AM. Chairman Vierheilig and Director Armstrong were in attendance along with General Manager Michael LeBrun

### **2. REVIEW DROUGHT TRIGGERS AND RESPONSE CRITERIA**

General Manager overviewed the staff report and draft triggers and response action.

Committee members provided direction and edits to the draft proposal and discussed the drought triggers.

Chairman Vierheilig asked for public comment on the proposed triggers and responses.

#### Public Comment

Mr. Ingmar Lauringson, Nipomo Resident, asked for clarification on the

Mr. Ed Eby, District Customer, asked questions regarding the applicability of mandatory requirements and commented that the table readability needs to improve.

Mr. Mark Westfall, District Customer, asked about the application of proposed reductions.

Mrs. Mary Scarbrough, District Customer, asked about the application of proposed reductions and stated the table needs to be clarified and made more readable.

The Committee then discussed process of applications for new water connections during drought conditions.

Committee members directed staff to ramp down both the processing of new applications and allocation of new water users as the drought phase's ramp up. Staff was directed to bring the topic before the entire Board for additional discussion.

Chairman Vierheilig asked for public comment on allowance for new water service during drought conditions.

Mr. Ed Eby, District Customer, stated new customers will bring new supplemental water

Mr. Ingmar Lauringson, Nipomo Resident stated that interior water use is 100% returned to the local groundwater basin.

**3. REVIEW AND DISCUSS DRAFT DISTRICT WATER RESOURCE POLICY**

General Manager introduced the item. Committee Members discussed next steps for getting the draft Policy before the SLO County Water Resource Policy Committee and the County Board of Supervisors.

**4. ADJOURN** Chairman Vierheilig adjourned the meeting at 10:10 AM

FEBRUARY 26, 2014

ITEM G

ATTACHMENT B

# NIPOMO COMMUNITY SERVICES DISTRICT

WEDNESDAY, FEBRUARY 19, 2014  
10:00 A.M.

## SPECIAL MEETING MINUTES

### FINANCE AND AUDIT COMMITTEE

---

---

#### 1. CALL TO ORDER, FLAG SALUTE AND ROLL CALL

Chairman Armstrong called the meeting to order at 10:00 a.m. Chairman Armstrong and Director Vierheilig were in attendance along with Staff members Michael LeBrun and Lisa Bognuda. Director Harrison was also in attendance. No public was in attendance.

#### 2. RECEIVE PRESENTATION ON WORK PRODUCT NO. 1 – WATER SYSTEM FINANCIAL PLAN AND CAPACITY CHARGES

Michael LeBrun, General Manager, introduced the rate consultant, Clayton Tuckfield of Tuckfield & Associates. Mr. Tuckfield presented an overview of Work Product No. 1 and answered questions from the Committee.

The Committee directed Staff as follows:

- Include Litigation Charge Revenue in Work Product No. 1
- Maintain operating reserves at 180 days
- Review Rate Stabilization reserves to ensure compliance with Certificates of Participation bond agreements
- Provide options to the computation for the Supplemental Water Capacity Charges
- Bring back Work Product No. 1 for additional review by the Committee

#### 3. DISCUSS PROCESS AND APPROACH TO SETTING DROUGHT RATE STRUCTURES

The rate consultant, Clayton Tuckfield, presented the pricing approaches for the Water Shortage Response and Management Plan and answered questions from the Committee.

The committee directed Staff as follows:

- Prepare the water shortage rates as a general rate surcharge where each rate block increases by a specified amount for each stage of drought.
- The amount of increase for a particular block will be based on the elasticity of response expected for that block.
- The rate will be designed to accomplish the reduction goal and maintain revenue.

#### 4. ADJOURN –The meeting was adjourned at 12:00 noon.